

IMPROVE EFFICIENCY. SERVE BETTER.

FASTFILL™ BOTTLE FILLER

Lever-operated dispenser applies pressure to a 1½ gallon bag with 16 mm fitment for fast and complete evacuation—up to 95%

Sealed system helps maintain product quality and minimizes exposure to contaminants

Keyhole-slot mounts allow for quick removal without tools

Dispense valve seals instantly to prevent dripping

Mess-free alignment feature ensures bottles are properly positioned for filling—easily fill a 16 oz bottle in seconds

Improve operational efficiency with a single ketchup or condiment SKU in both front and back-of-house; uses 1½ gallon pouches with 16 mm fitment



FASTFILL™ BOTTLE FILLER Model FSF

Food Application

- Used back-of-house to quickly fill squeeze bottles, ramekins and pans from bulk packaging

Fast Facts

Designed for back-of-the-house use, this wall-mounted lever-operated dispenser applies pressure to a 1½ gallon bag with 16 mm fitment for fast and complete evacuation—up to 95%.



FASTFILL™ BOTTLE FILLER Model FSF



1.800.558.8722
FastFill-Server.com

2 YEAR
WARRANTY



BOOST BACK OF THE HOUSE OPERATIONS

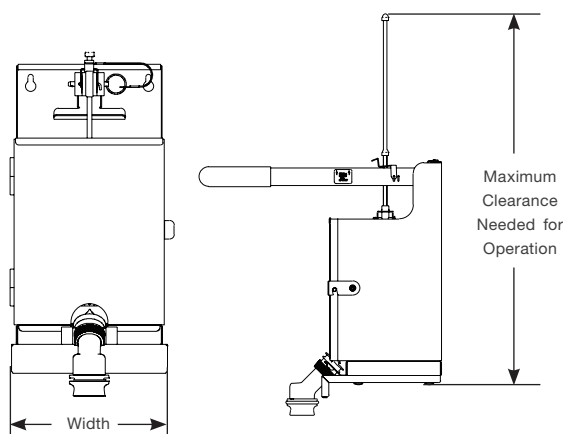
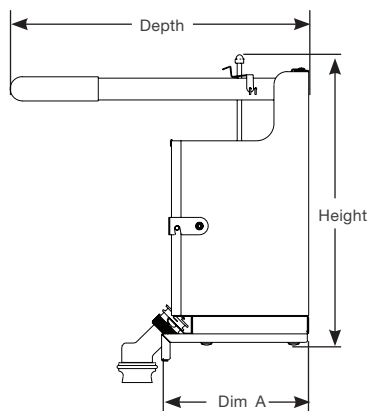
FASTFILL™ BOTTLE FILLER Model FSF

Specifier Statement

Unit will be a Server Products Model FSF FastFill™ designed for back-of-the-house filling of condiment squeeze bottles, ramekins and pans from bulk packaging. Unit can be wall-mounted, dispenses from 1½ gallon pouches with 16 mm fitment and is constructed of 20 gauge stainless steel. NSF listed. Two-year warranty. Ships FOB Richfield, WI 53076.

FastFill™ Product Code

☐ FastFill™ Bottle Filler FSF 87690



Specifications

Part Number	Capacity	Dimensions (height x width x depth)	Dim A	Weight
87690	1½ gallon (6 L) Pouch, 16 mm fitment	16 11/16" x 8 7/16" x 17 3/16" 42.4 x 21.3 x 43.7 cm	8 7/16" 21.3 cm	16 lb 7.3 kg

Maximum Clearance Needed for Operation: 26 1/4" (66.7 cm)



Accessory Items

- ☐ Squeeze Bottle, TableCraft®, 16 oz (.47 L) 86818
- ☐ Squeeze Bottle, FIFO™, 16 oz (.47 L) 86989


Related Items

Express™ condiment systems also dispense from a 1½ gallon pouch with 16 mm fitment. They feature a plastic pump that is quick to breakdown and achieves up to 98% evacuation. Models are available to dispense 1-6 pouches for countertop and drop-in applications.

Squeeze bottle holders keep condiments organized and fit into the workflow of your cold table to boost efficiency and help maintain safe temperatures for your sauces and dressings.



Express™ System



Squeeze Bottle Holders

