




STAINLESS STEEL
DISHTABLES
KORNER SOIL

NEW Tile Edge Design



DTS-K30-60R Shown

10-1/2" EXTRA LARGE
Bold Looking Backsplash
with 2" return and tile edge



Item #: _____ **Qty #:** _____
Model #: _____
Project #: _____

Spec-Line: 14 ga. 304 Series Stainless Steel Top.
16 ga. 304 Stainless Steel Legs Stainless Steel Legs
with Welded Cross Bracing & Stainless Steel Bullet Feet.

UPGRADED!
Standard: 16 ga. 304 Series Stainless Steel Top.
16 ga. 304 Stainless Steel Legs Stainless Steel Legs
with Welded Cross Bracing & Stainless Steel Bullet Feet.

Super Saver: 16 ga. 304 Series Stainless Steel Top.
Galvanized Legs with Plastic Bullet Feet.

FEATURES:

Tile edge for ease of installation.
STANDARD & SUPERSAVER SOIL section features 5" deep sink bowl.
SPEC-LINE SOIL section features 8" deep sink bowl.
Dishtable system consists of SOIL and CLEAN sections.
Table is furnished with 10-1/2" splash with a 2" return.

CONSTRUCTION:

All TIG welded.
Welded areas blended to match adjacent surfaces and to a satin finish.
Stainless Steel Gussets welded to a stainless steel support channel.

MECHANICAL:

Faucet holes in SPLASH punched on 8" centers, faucet not included.
Waste drain is 1 1/2" IPS basket type and is included.

| ACCESSORIES | Model # | Qty |
|-------------|---------|-----|
| Faucet | | |
| Wall Shelf | | |
| Undershelf | | |
| | | |

Nominal sizing on all dishtables for ease of installation.

| Nominal Size | "L" | 14 Gauge 304 16 Ga. Stainless Steel Legs | | | 16 Gauge 304 Stainless Steel Legs | | | 16 Gauge 304 Galvanized Legs | | | Approx. Wt. |
|--------------|------|---|-------------------|-------------------|--------------------------------------|-------------------|-------------------|---------------------------------|-------------------|-------------------|-------------|
| | | SPEC-LINE | STANDARD | SUPER SAVER | SPEC-LINE | STANDARD | SUPER SAVER | | | | |
| 4 Ft. | 47" | DTS-K30-48L or R | DTS-K70-48L or R | DTS-K60-48L or R | DTS-K30-48L or R | DTS-K70-48L or R | DTS-K60-48L or R | DTS-K30-48L or R | DTS-K70-48L or R | DTS-K60-48L or R | 165 lbs. |
| 5 Ft. | 59" | DTS-K30-60L or R | DTS-K70-60L or R | DTS-K60-60L or R | DTS-K30-60L or R | DTS-K70-60L or R | DTS-K60-60L or R | DTS-K30-60L or R | DTS-K70-60L or R | DTS-K60-60L or R | 190 lbs. |
| 6 Ft. | 71" | DTS-K30-72L or R | DTS-K70-72L or R | DTS-K60-72L or R | DTS-K30-72L or R | DTS-K70-72L or R | DTS-K60-72L or R | DTS-K30-72L or R | DTS-K70-72L or R | DTS-K60-72L or R | 215 lbs. |
| 7 Ft. | 83" | DTS-K30-84L or R | DTS-K70-84L or R | DTS-K60-84L or R | DTS-K30-84L or R | DTS-K70-84L or R | DTS-K60-84L or R | DTS-K30-84L or R | DTS-K70-84L or R | DTS-K60-84L or R | 225 lbs. |
| 8 Ft. | 95" | DTS-K30-96L or R | DTS-K70-96L or R | DTS-K60-96L or R | DTS-K30-96L or R | DTS-K70-96L or R | DTS-K60-96L or R | DTS-K30-96L or R | DTS-K70-96L or R | DTS-K60-96L or R | 240 lbs. |
| 9 Ft. | 107" | DTS-K30-108L or R | DTS-K70-108L or R | DTS-K60-108L or R | DTS-K30-108L or R | DTS-K70-108L or R | DTS-K60-108L or R | DTS-K30-108L or R | DTS-K70-108L or R | DTS-K60-108L or R | 355 lbs. |
| 10 Ft. | 119" | DTS-K30-120L or R | DTS-K70-120L or R | DTS-K60-120L or R | DTS-K30-120L or R | DTS-K70-120L or R | DTS-K60-120L or R | DTS-K30-120L or R | DTS-K70-120L or R | DTS-K60-120L or R | 380 lbs. |
| 12 Ft. | 143" | DTS-K30-144L or R | DTS-K70-144L or R | DTS-K60-144L or R | DTS-K30-144L or R | DTS-K70-144L or R | DTS-K60-144L or R | DTS-K30-144L or R | DTS-K70-144L or R | DTS-K60-144L or R | 390 lbs. |



Customer Service Available To Assist You 1-800-645-3166 8:30 am - 8:00 pm E.S.T.
Email Orders To: customer@advancetabco.com. For Smart Fabrication™ Quotes, Email To: smartfab@advancetabco.com or Fax To: 631-586-2933

NEW YORK
Fax: (631) 242-6900

GEORGIA
Fax: (770) 775-5625

TEXAS
Fax: (972) 932-4795

NEVADA
Fax: (775) 972-1578

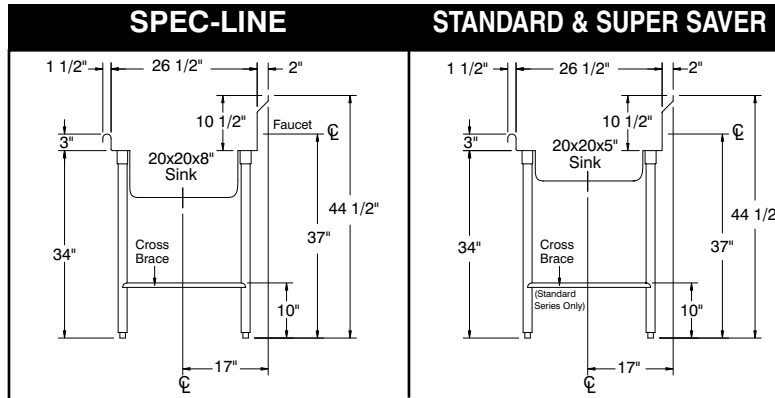
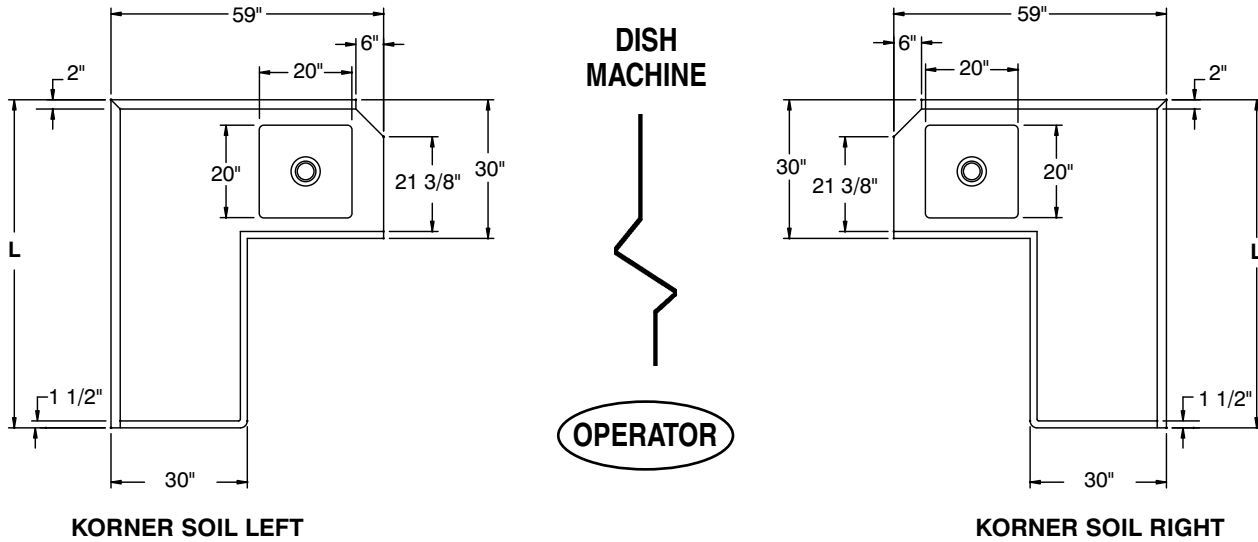
DIMENSIONS and SPECIFICATIONS

TOL ± .500"

ALL DIMENSIONS ARE TYPICAL

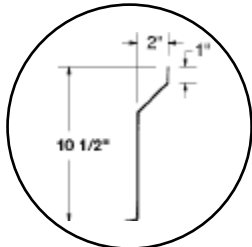
SEE DISH MACHINE COMPATIBILITY CHART TO ENSURE PROPER FIT

Dish Machine Compatibility Chart can be found on our website at www.advancetabco.com under "Product Support"



*CUSTOMIZE YOUR OWN SYSTEM
by Ordering Optional Accessories from our
PRODUCT & PRICE GUIDE*

Splash Detail



| Description | SPEC-LINE | STANDARD | SUPER SAVER |
|------------------------------|--------------------------|--------------------------|--------------------------|
| Material | 14 Ga. 304 Series | 16 Ga. 304 Series | 16 Ga. 304 Series |
| 1 5/8" Dia. Legs | Stainless Steel | Stainless Steel | Galvanized |
| Gussets | Stainless Steel | Stainless Steel | Stainless Steel |
| Bullet Feet (1" adj.) | Stainless Steel | Stainless Steel | Plastic |
| Cross Bracing | Welded | Welded | Optional |
| Prerinse Bowl Depth | 8" | 5" | 5" |
| Prerinse Basket | Included | Optional | Optional |

