

Item #: _____ Qty #: _____
Model #: _____
Project #: _____



FEATURES:

TOP is furnished with 1" hemmed edge turned up at both sides; 1" turn up at rear.

Die formed front no-drip V-edge.

Undershelf is adjustable.

Aluminum die cast "leg to shelf" clamp secures shelf to leg eliminating unsightly nuts and bolts.

CONSTRUCTION:

All TIG welded. Exposed weld areas finished to match adjacent surfaces.

Entire Top is mechanically polished to a satin finish and is sound deadened.

Galvanized hat channels are secured to top by means of structural adhesive and weld studs.

Gussets welded to support hat sections.

MATERIAL:

TOP is 18 gauge stainless steel type "430" series with galvanized understructure.

SHELF is galvanized steel.

LEGS are 1 5/8" diameter galvanized steel with plastic bullet feet.



Featuring as Standard:
"THE PROVEN"
ORIGINAL ADVANCE TABCO
Adjustable Undershelf
with Die Cast Leg Clamp

24" WIDE

30" WIDE

L	Model	Wt.	Cu. Ft.	Model	Wt.	Cu. Ft.
15"	--	--	--	EG-LG-3015-X	24 lbs.	2
18"	--	--	--	EG-LG-3018-X	31 lbs.	2
24"	EG-LG-242-X	33 lbs.	2	EG-LG-302-X	37 lbs.	3
30"	--	--	--	EG-LG-300-X	42 lbs.	3
36"	EG-LG-243-X	46 lbs.	3	EG-LG-303-X	55 lbs.	4
48"	EG-LG-244-X	59 lbs.	4	EG-LG-304-X	68 lbs.	5
60"	EG-LG-245-X	73 lbs.	5	EG-LG-305-X	81 lbs.	7
72"	EG-LG-246-X	92 lbs.	6	EG-LG-306-X	101 lbs.	8

NOTE: "L" = Clear (inside nominal) dimension
Overall length = "L" + 1/4"

Load Capacity = 42 lbs. Per Sq. Ft.

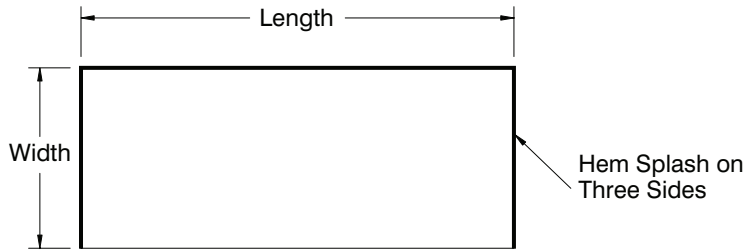
OPTIONAL X.H.D. CASTERS
TA-25EG-X

Set of 4 Supplied w/ 2 Brakes.
(300 lbs. Load Capacity Per Caster)

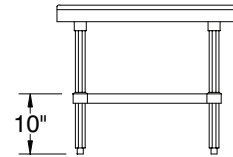
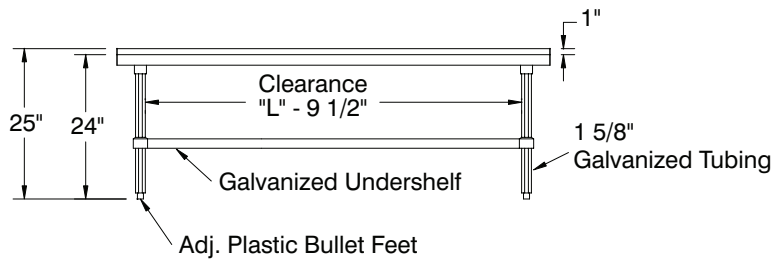
DETAILS and SPECIFICATIONS

TOL \pm .500"

ALL DIMENSIONS ARE TYPICAL



24" Working Height



Mobile Unit

OPTIONAL X.H.D. CASTERS TA-25EG-X

Set of 4 Supplied w/ 2 Brakes.
(300 lbs. Load Capacity Per Caster)

