



# STAINLESS STEEL ECONOMY WORK TABLES



## FEATURES:

**ELAG** Top is furnished with 1 5/8" sanitary rolled rim on front and rear & square ends.

**FLAG** Top is furnished with 1 5/8" sanitary rolled rim on front and square ends, and 1 1/2" backsplash on rear.

**KLAG** Top is furnished with 1 5/8" sanitary rolled rim on front and square ends, and 5" backsplash at rear.

Two hat-channels stud welded under tabletop to reinforce and maintain a level work surface.

Aluminum die cast "leg-to-shelf" clamp secures shelf to leg eliminating unsightly nuts and bolts. Underself is fully adjustable.

## CONSTRUCTION:

All TIG welded. Exposed weld areas polished to match adjacent surface.

Top is sound deadened.

Roll formed embossed galvanized hat channels are secured to top by means of structural adhesive and weld studs.

Gussets welded to support hat channels.

## MATERIAL:

**TOP:** 16 gauge stainless steel type "430" series.

**SHELF:** 18 gauge galvanized steel.

**LEGS:** 1 5/8" diameter tubular galvanized steel. Galvanized steel gussets.  
1" adjustable plastic bullet feet.

Item #: \_\_\_\_\_ Qty #: \_\_\_\_\_  
 Model #: \_\_\_\_\_  
 Project #: \_\_\_\_\_



ELAG-X Series  
Flat Top



Plastic Bullet Feet standard on  
ELAG, FLAG & KLAG Series



FLAG-X Series  
1 1/2" Backsplash



KLAG-X Series  
5" Backsplash

	L	Model #	WT.		Cu.		Model #	WT.		Cu.	
			Ft.	Lbs.	Ft.	Lbs.		Ft.	Lbs.		
			<b>FLAT TOP</b>			<b>1 1/2" SPLASH</b>			<b>5" SPLASH</b>		
<b>18" WIDE</b>	24"	ELAG-182-X	37 lbs.	4	-	-	-	-	-	-	-
	30"	ELAG-180-X	44 lbs.	4	-	-	-	-	-	-	-
	36"	ELAG-183-X	47 lbs.	4	-	-	-	-	-	-	-
	48"	ELAG-184-X	58 lbs.	5	-	-	-	-	-	-	-
	60"	ELAG-185-X	66 lbs.	7	-	-	-	-	-	-	-
	72"	ELAG-186-X	79 lbs.	8	-	-	-	-	-	-	-
<b>24" WIDE</b>	24"	ELAG-242-X	44 lbs.	4	FLAG-242-X	44 lbs.	4	KLAG-242-X	48 lbs.	7	7
	30"	ELAG-240-X	50 lbs.	4	FLAG-240-X	50 lbs.	4	KLAG-240-X	55 lbs.	7	7
	36"	ELAG-243-X	56 lbs.	4	FLAG-243-X	56 lbs.	4	KLAG-243-X	61 lbs.	7	7
	48"	ELAG-244-X	69 lbs.	6	FLAG-244-X	69 lbs.	6	KLAG-244-X	75 lbs.	9	9
	60"	ELAG-245-X	80 lbs.	7	FLAG-245-X	80 lbs.	7	KLAG-245-X	89 lbs.	11	11
	72"	ELAG-246-X	95 lbs.	8	FLAG-246-X	95 lbs.	8	KLAG-246-X	102 lbs.	13	13
	84"	ELAG-247-X	108 lbs.	10	FLAG-247-X	108 lbs.	10	KLAG-247-X	117 lbs.	15	15
	96"	ELAG-248-X*	112 lbs.	11	FLAG-248-X*	112 lbs.	11	KLAG-248-X*	137 lbs.	17	17
<b>30" WIDE</b>	24"	ELAG-302-X	49 lbs.	5	FLAG-302-X	49 lbs.	5	KLAG-302-X	53 lbs.	8	8
	30"	ELAG-300-X	56 lbs.	5	FLAG-300-X	56 lbs.	5	KLAG-300-X	61 lbs.	8	8
	36"	ELAG-303-X	64 lbs.	5	FLAG-303-X	64 lbs.	5	KLAG-303-X	69 lbs.	8	8
	48"	ELAG-304-X	79 lbs.	7	FLAG-304-X	79 lbs.	7	KLAG-304-X	84 lbs.	11	11
	60"	ELAG-305-X	95 lbs.	8	FLAG-305-X	95 lbs.	8	KLAG-305-X	101 lbs.	13	13
	72"	ELAG-306-X	110 lbs.	10	FLAG-306-X	110 lbs.	10	KLAG-306-X	117 lbs.	16	16
	84"	ELAG-307-X	125 lbs.	12	FLAG-307-X	125 lbs.	12	KLAG-307-X	133 lbs.	18	18
	96"	ELAG-308-X*	131 lbs.	13	FLAG-308-X*	131 lbs.	13	KLAG-308-X*	140 lbs.	20	20
<b>36" WIDE</b>	36"	ELAG-363-X	73 lbs.	6	FLAG-363-X	73 lbs.	6	KLAG-363-X	80 lbs.	10	10
	48"	ELAG-364-X	92 lbs.	8	FLAG-364-X	92 lbs.	8	KLAG-364-X	100 lbs.	13	13
	60"	ELAG-365-X	111 lbs.	10	FLAG-365-X	111 lbs.	10	KLAG-365-X	120 lbs.	15	15
	72"	ELAG-366-X	130 lbs.	12	FLAG-366-X	130 lbs.	12	KLAG-366-X	140 lbs.	18	18
	96"	ELAG-368-X*	158 lbs.	15	FLAG-368-X*	158 lbs.	15	KLAG-368-X*	189 lbs.	24	24

All 8 ft. Tables Provided With 6 Legs



Customer Service Available To Assist You 1-800-645-3166 8:30 am - 8:00 pm E.S.T.

For Orders & Customer Service:

Email: customer@advancetabco.com or Fax: 631-242-6900

For Smart Fabrication™ Quotes:

Email: smartfab@advancetabco.com or Fax: 631-586-2933

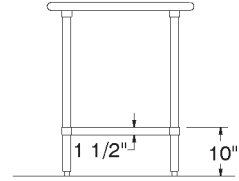

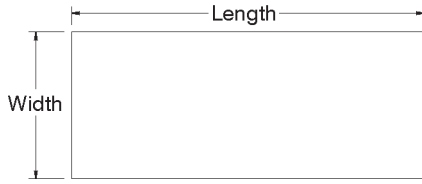


# DETAILS and SPECIFICATIONS

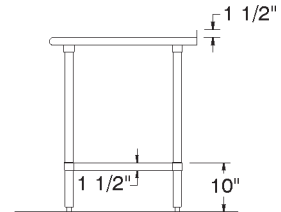

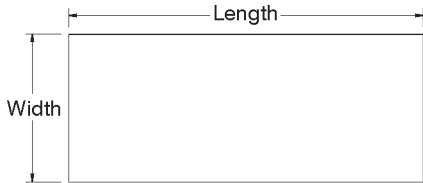
TOL  $\pm$  .500"

ALL DIMENSIONS ARE TYPICAL

## ELAG SERIES - Flat Top



## FLAG SERIES - 1 1/2" Backsplash



## KLAG SERIES - 5" Backsplash

