



STAINLESS STEEL  
**WORK TABLES**

**SUPER SAVER Series - Flat Top - UNDERSHELF Style**



**Item #:** \_\_\_\_\_ **Qty #:** \_\_\_\_\_  
**Model #:** \_\_\_\_\_  
**Project #:** \_\_\_\_\_

**FEATURES:**

Top is furnished with 1-5/8" sanitary rolled rim edges on front & back and square side edges.

To reinforce and maintain a level working surface, 24" wide tables are supplied with TWO hat channels and 30" and 36" wide tables are supplied with THREE hat channels.

Pre-engineered welded angle adapters insure ease of future drawer installation.

Aluminum die cast "leg-to-shelf" clamp secures shelf to leg eliminating unsightly nuts & bolts. Undershelf is adjustable.

**CONSTRUCTION:**

All TIG welded. Exposed weld areas polished to match adjacent surfaces.

Entire top mechanically polished to a satin finish.

Top is sound deadened.

Roll formed embossed galvanized hat channels are secured to top by means of structural adhesive and weld studs..

Gussets welded to support hat sections.



**NEW**  
Rolled Rim Edges on Front & Back and Square Side Edges



Featuring as Standard:  
**"THE PROVEN"**  
ORIGINAL ADVANCE TABCO  
**Adjustable Undershelf with Die Cast Leg Clamp**

**MATERIAL:**

**SAG-SERIES: Stainless Steel Legs & Undershelf**

- TOP:** 16 gauge stainless steel type "430" series.
- SHELF:** 18 gauge stainless steel.
- LEGS:** 1 5/8" diameter tubular stainless steel.  
1" adjustable **stainless steel** bullet feet.  
Stainless steel gussets.

**AG-SERIES: Galvanized Legs & Undershelf**

- TOP:** 16 gauge stainless steel type "430" series.
- SHELF:** 18 gauge galvanized steel.
- LEGS:** 1 5/8" diameter tubular galvanized steel.  
1" adjustable plastic bullet feet.  
Galvanized steel gussets.

**SAG-Series:**  
**Stainless Steel Legs & Undershelf**

L	24" Wide	30" Wide	36" Wide
30"	SAG-240	SAG-300	
24"	SAG-242	SAG-302	
36"	SAG-243	SAG-303	SAG-363
48"	SAG-244	SAG-304	SAG-364
60"	SAG-245	SAG-305	SAG-365
72"	SAG-246	SAG-306	SAG-366
84"	SAG-247	SAG-307	SAG-367
96"	SAG-248	SAG-308	SAG-368
108"	SAG-249	SAG-309	SAG-369
120"	SAG-2410	SAG-3010	SAG-3610
132"	SAG-2411	SAG-3011	SAG-3611
144"	SAG-2412	SAG-3012	SAG-3612



**AG-Series:**  
**Galvanized Steel Legs & Undershelf**

L	24" Wide	30" Wide	36" Wide
30"	AG-240	AG-300	
24"	AG-242	AG-302	
36"	AG-243	AG-303	AG-363
48"	AG-244	AG-304	AG-364
60"	AG-245	AG-305	AG-365
72"	AG-246	AG-306	AG-366
84"	AG-247	AG-307	AG-367
96"	AG-248	AG-308	AG-368
108"	AG-249	AG-309	AG-369
120"	AG-2410	AG-3010	AG-3610
132"	AG-2411	AG-3011	AG-3611
144"	AG-2412	AG-3012	AG-3612

**Create Your Own Efficient Workstation with the Available Standard Accessories (Visit Section K)**



**Customer Service Available To Assist You 1-800-645-3166 8:30 am - 8:00 pm E.S.T.**

Email Orders To: [customer@advancetabco.com](mailto:customer@advancetabco.com). For Smart Fabrication™ Quotes, Email To: [smartfab@advancetabco.com](mailto:smartfab@advancetabco.com) or Fax To: 631-586-2933

**NEW YORK**  
Fax: (631) 242-6900

**GEORGIA**  
Fax: (770) 775-5625

**TEXAS**  
Fax: (972) 932-4795

**NEVADA**  
Fax: (775) 972-1578

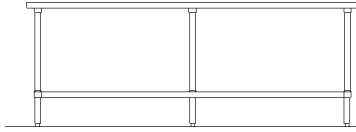
# DIMENSIONS and SPECIFICATIONS

ALL DIMENSIONS ARE TYPICAL TOL ± .500"

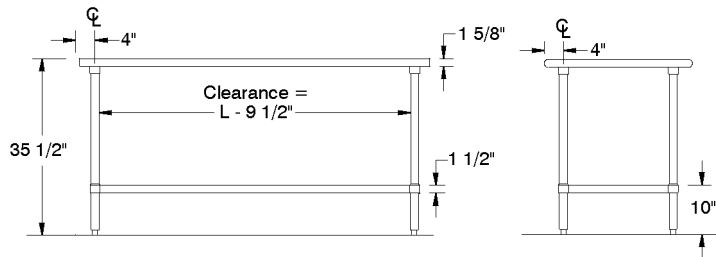
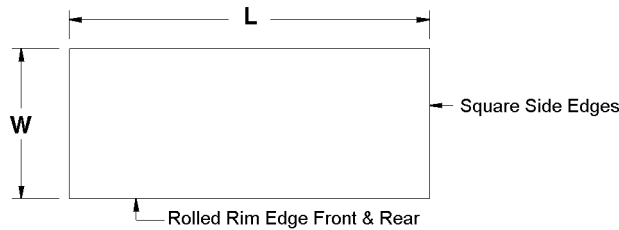
All Units Shipped Unassembled (KD) for Reduced Shipping Costs.

## SAG & AG Series UNDERSHELF Style FLAT TOP

Finished size of undershelf = Length minus 5 3/4"  
Width minus 5 3/4"



Units 8 ft. and larger are furnished with six (6) legs



### SAG-Series: Stainless Steel Legs & Undershelf

L	24" Wide	Wt.	30" Wide	Wt.	36" Wide	Wt.
30"	SAG-240	49 lbs.	SAG-300	65 lbs.		
24"	SAG-242	31 lbs.	SAG-302	55 lbs.		
36"	SAG-243	64 lbs.	SAG-303	72 lbs.	SAG-363	88 lbs.
48"	SAG-244	79 lbs.	SAG-304	89 lbs.	SAG-364	98 lbs.
60"	SAG-245	92 lbs.	SAG-305	107 lbs.	SAG-365	118 lbs.
72"	SAG-246	109 lbs.	SAG-306	125 lbs.	SAG-366	138 lbs.
84"	SAG-247	130 lbs.	SAG-307	148 lbs.	SAG-367	164 lbs.
96"	SAG-248	145 lbs.	SAG-308	166 lbs.	SAG-368	184 lbs.
108"	SAG-249	161 lbs.	SAG-309	176 lbs.	SAG-369	190 lbs.
120"	SAG-2410	261 lbs.	SAG-3010	287 lbs.	SAG-3610	308 lbs.
132"	SAG-2411	293 lbs.	SAG-3011	324 lbs.	SAG-3611	358 lbs.
144"	SAG-2412	308 lbs.	SAG-3012	339 lbs.	SAG-3612	373 lbs.

### AG-Series: Galvanized Steel Legs & Undershelf

L	24" Wide	Wt.	30" Wide	Wt.	36" Wide	Wt.
30"	AG-240	49 lbs.	AG-300	65 lbs.		
24"	AG-242	31 lbs.	AG-302	55 lbs.		
36"	AG-243	64 lbs.	AG-303	72 lbs.	AG-363	88 lbs.
48"	AG-244	79 lbs.	AG-304	89 lbs.	AG-364	98 lbs.
60"	AG-245	92 lbs.	AG-305	107 lbs.	AG-365	118 lbs.
72"	AG-246	109 lbs.	AG-306	125 lbs.	AG-366	138 lbs.
84"	AG-247	130 lbs.	AG-307	148 lbs.	AG-367	164 lbs.
96"	AG-248	145 lbs.	AG-308	166 lbs.	AG-368	184 lbs.
108"	AG-249	161 lbs.	AG-309	176 lbs.	AG-369	190 lbs.
120"	AG-2410	261 lbs.	AG-3010	287 lbs.	AG-3610	308 lbs.
132"	AG-2411	293 lbs.	AG-3011	324 lbs.	AG-3611	358 lbs.
144"	AG-2412	308 lbs.	AG-3012	339 lbs.	AG-3612	373 lbs.

