



# Fastrac 1000 Radiant Conveyor Toaster

Models:  FT-1000 208V  FT-1000 240V  FT-1000H 208V  FT-1000H 240V

PRODUCT: QUANTITY: ITEM #:

## Designed Smart

### Developed for High Output!

- The Fastrac 1000 model can generate up to 1000 slices of Toast per hour. The Fastrac 1000H handles up to 660 thicker slices of bread.
- Front-Exiting Hot Air blows directly on toast in feeder area, accelerating the toasting action.
- Toasters have an extended Super Feeder and Warming Area to allow for high volume production.
- Unique Warming area keeps toast at the perfect temperature until you are ready to serve.

### Maximum Versatility!

- A variable speed control for the conveyor and controls for top and bottom heating elements produce optimum results in toasting color and texture.
- The Fastrac 1000 is able to handle all types of breads, bagels or muffins under 1 1/2" thick. Fastrac 1000H handles thicker breads up to 3"

### Safest Toaster in the Industry!

- Protects your employees with "Cool Touch" exteriors...both sides and top surfaces.
- Right hand control panel is convenient and helps protect against contact with front wire guards.
- Thermostatically controlled fan stays on after toaster is shut off to continue to cool exterior surfaces.

### Energy Efficient!

- Power-Saver "stand-by" switch for short off-periods helps reduce energy by 50% and allows quick reheating (2 minutes).

### Easy to Maintain and Service!

- Conveyors and "crumb trays" are easily accessible and simple to clean.
- Removable side panel allows easy access for service.

## Built Solid

### Built to Last

- Stainless Steel construction protects against kitchen 'wear and tear' and rust.
- Metal sheathed heating elements offer enhanced durability and consumer safety vs. quartz heating tube that can shatter and contaminate food.
- High Temperature insulated wire is used for long life.
- High Temperature bearings never require lubrication.



MODEL FT-1000 RADIANT CONVEYOR TOASTER

## APW Wyott Design Features

- Only high output toaster with convenient 2 wide toasting action.
- Utilizes 15% less counter-front space than 3 wide versions.
- Individually controlled top and bottom heating element.
- Superfeeder included.
- Removable reflector tray for ease in cleaning.
- High temperature bearings never require lubrication.
- Rotary standby switch conserves energy during slow periods.
- Main power rotary switch is easy to use.
- All stainless steel construction.
- Fully insulated and air-cooled (toaster top and side consistently tested below 130°).
- Thermostatically controlled fan for optimal performance & safety.
- Stainless steel bread tray extends forward from toaster warming area, increasing overall holding capacity.

## Options

- Correctional Package – designed to the standards of the American Correctional Institute.

### Reliability backed by APW Wyott Warranty

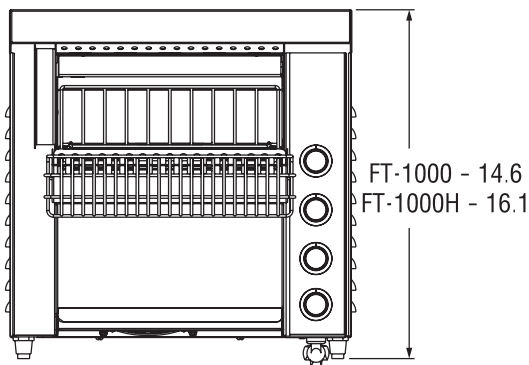
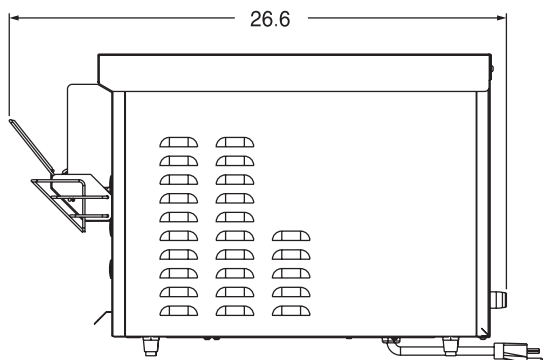
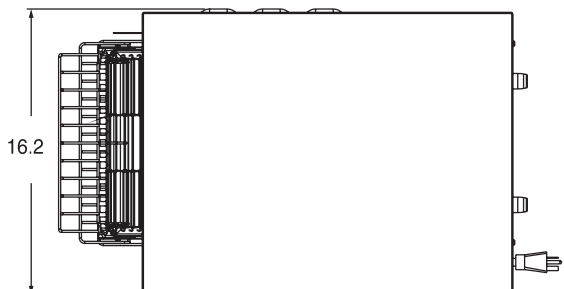
- All APW Wyott toasters are backed by a 1-year parts and labor warranty, including on-site service calls within 50 miles of authorized service technicians.
- Certified by the following agencies:



See reverse side for product specifications.

PRODUCT: QUANTITY: ITEM #:

### Fastrac-1000 and 1000H Radiant Conveyor Toasters



## PRODUCT SPECIFICATIONS

### Construction:

Stainless steel housing and radiant reflector. Metal sheathed heating elements. Stainless steel wire conveyor belt. Stainless steel front wire guard. High temperature insulation protects control panel and exteriors. 1" metal legs.

### Electrical Information:

Each unit is equipped with a 40", three wire grounded power cord which terminates with a standard three-pronged male plug. The 208/240V units use a NEMA 6-20P plug. In Canada, cord length is 64".

### Electrical Specifications:

FT-1000:	208V, 3300W, 15.9 Amps
FT-1000:	240V, 3300W, 13.8 Amps
FT-1000H:	208V, 3300W, 15.9 Amps
FT-1000H:	240V, 3300W, 13.8 Amps

### Capacity:

FT-1000:	Up to 1000 slices per hour
FT-1000H:	Up to 660 slices per hour

### Overall Dimensions:

FT-1000:	14.6"H x 16.2"W x 26.5"D (371mm x 411mm x 674mm)
FT-1000H:	16.1"H x 16.2"W x 26.5"D (409mm x 411mm x 674mm)

### Product Opening Dimension:

FT-1000:	10.5"W x 1.5"H
FT-1000H:	10.5"W x 3"H

### Shipping:

FT-1000:	56 lbs (25.5 kg)
FT-1000H:	62 lbs (28.2 kg)

Freight Class: 100

FOB: Dallas, TX 75226

## Consultant Specifications

Toasters are constructed of stainless steel and aluminum material. Range of belt speeds should be 28 to 75 seconds. Front corners and front conveyor guard should be painted. Toasters furnished with 1" adjustable legs. Infrared metal sheathed radiant heaters are located on the top and bottom and are individually controlled by Infinite Heat Controls. On/Off switch has Indicator Light that glows when the toaster is on. Power saver switch will be supplied that reduces energy by 50%. Product opening is 1 1/2", motors are permanently lubricated. Toaster will be Air Cooled with a thermostatically controlled fan that stays on until the toaster is cool to the touch. Control area has cooling fan. Units are UL listed, UL Sanitation, and Canadian UL approved.

\*APW Wyott reserves the right to modify specifications or discontinue models without incurring obligation.