

SILVIA

RANCILIO

coffeeing the World



SILVIA

Professional Style





The pleasure of a perfect espresso is at your fingertips any time of the day. The stainless steel body adds to the design and makes the Silvia perfect for any type of décor. Commercial style and features add to the professional image and quality.

1 COMMERCIAL PORTAFILTER DESIGN

The new ergonomic commercial portafilter together with the chrome-plated group cover enhance the professional image of the Silvia.

2 STEAM NOZZLE, KNOB and DRIP TRAY GRID Professional image and a high level of quality thanks to the ergonomic design of the new commercial articulating steam wand and new steam valve. The new drip tray grid has been designed to make cleaning even simpler.

3 PODS & CAPS A pod and capsule adaptor kit (optional) is available for use with the Silvia. Pods and capsules make it easier to obtain a perfect espresso every time and guarantee greater versatility. In fact you can choose from various blends, and the freshness and fragrance of freshly-ground coffee is always guaranteed.



www.rancilio.com

Technical Features

supporting structure in black-painted iron

black color

body and control panel in satin-finish stainless steel

high-capacity boiler

dispensing unit and boiler in marine brass

professional dispensing unit and filter holder

Standard, optional, accessories

STANDARD: 1 filter holder with filter and 2-dose filter, measuring scoop, tamper.

OPTIONAL: pod adaptor kit composed of a diffuser, shower screen, two spacers and a pod filter.

Technical Data

SILVIA

| | | |
|---|---------------------------------|---------------------------------------|
| dimensions (WxDxH) 11.4 x 9.3 x 13.4 inch | weight 30.8 Lb | boiler 0.08 usgal 0.3 Lt |
| boiler power 950 W (120V) - 1100 W | voltage 120 V - 230 V | Hz 50/60 |



On demand



Adaptor kit

