



ITEM#

# DECORATIVE HEAT LAMPS

Models DL-400, -500, -700, -725, -750, -760, -775, -800  
DLH-400, -500, -700, -725, -750, -760, -775, -800

Hatco Decorative Heat Lamps hold food warm at kitchen work areas, waitress pickup stations, or customer serving points, while enhancing your décor. Compliment your décor with the 200 watt maximum lighting only option. Match your heat lamps to your customer lighting needs.

## FLEXIBILITY

The Hatco DL series offers great flexibility with standard and high watt bulbs, or lighting only applications, eight lamp shade styles, eight different mounting arrangements, four switch options, and twelve colors to customize your operation.

Choose from *Designer* powdercoated colors of warm red, black, gray granite, white granite, navy blue, and hunter green, or gloss finishes of smooth white, gleaming gold, glossy gray, bold black, bright nickel, and bright brass.

## QUALITY

The following features assure the finest performance for years to come.

- Standard and high watt bulbs available.
- Models available in eight lamp shade styles.
- Eight different mounting arrangements to choose from.
- Four switch options.
- Twelve colors available to match your foodservice operation.
- Available for food holding and display, or lighting only applications.

See our *Decorative Lamp Configurator* on the Hatco website, [www.hatcocorp.com](http://www.hatcocorp.com)



Model DL-500-SU  
in optional  
*Designer* color



Model DLH-800-STR  
high watt, in optional  
gloss finish, with  
remote switch




Model DL-400-SU  
in optional  
*Designer* color



Model DL-700-AU  
in optional  
*Designer* color



Model DL-750-CL  
in optional  
gloss finish



Model DLH-775-RPR  
with optional  
polished finish



Model DL-760-SL  
in optional *Designer* color



Model DL-725-SPU  
with optional  
polished finish



HATCO CORPORATION P.O. Box 340500 Milwaukee, WI 53234-0500 U.S.A.  
(800) 558-0607 • (414) 671-6350 • Fax (800) 543-7521 • Int'l. Fax (414) 671-3976  
[www.hatcocorp.com](http://www.hatcocorp.com) • E-mail: [equipsales@hatcocorp.com](mailto:equipsales@hatcocorp.com)

Form No. DL-1007(S)

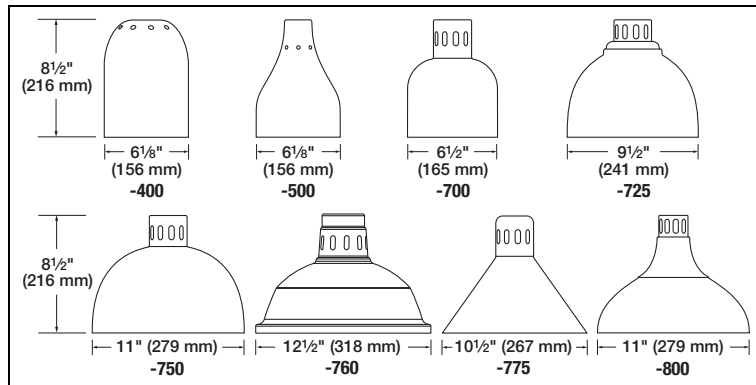
Printed in U.S.A.



# DECORATIVE HEAT LAMPS

Models DL-400, -500, -700, -725, -750, -760, -775, -800  
DLH-400, -500, -700, -725, -750, -760, -775, -800

## SHADE STYLES & DIMENSIONS

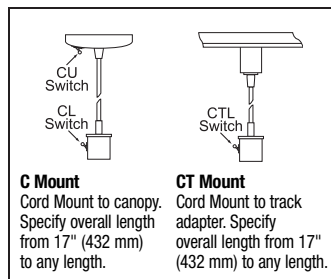


## SPECIFICATIONS

Model <sup>▲</sup>	Maximum Watt Bulb (Not Included)	Volts <sup>*</sup>	Shipping Weight
DL (Luminaire)	200	120	6-10 lbs. (3-6 kg)▼
DL (Standard)	250	120 or 240	6-10 lbs. (3-6 kg)▼
DLH (High Watt)	375	120	6-10 lbs. (3-6 kg)▼

▲ Not field convertible. \* Single phase. ▼ Depending on components.

## MOUNTING STYLES

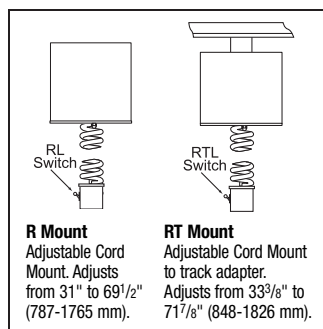


### C Mount

Cord Mount to canopy. Specify overall length from 17" (432 mm) to any length.

### CT Mount

Cord Mount to track adapter. Specify overall length from 17" (432 mm) to any length.

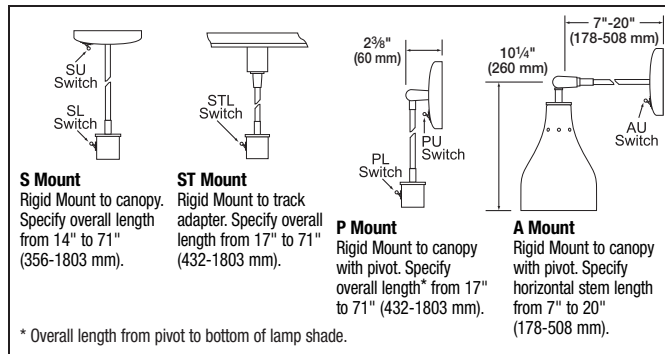


### R Mount

Adjustable Cord Mount. Adjusts from 31" to 69 1/2" (787-1765 mm).

### RT Mount

Adjustable Cord Mount to track adapter. Adjusts from 33 3/8" to 71 7/8" (848-1826 mm).



### S Mount

Rigid Mount to canopy. Specify overall length from 14" to 71" (356-1803 mm).

### ST Mount

Rigid Mount to track adapter. Specify overall length from 17" to 71" (432-1803 mm).

### P Mount

Rigid Mount to canopy with pivot. Specify overall length\* from 17" to 71" (432-1803 mm).

### A Mount

Rigid Mount to canopy with pivot. Specify horizontal stem length from 7" to 20" (178-508 mm).

\* Overall length from pivot to bottom of lamp shade.

## OPTIONS (NOT FOR RETROFIT)

- Designer Colors: Warm Red, Black, Gray Granite, White Granite, Navy Blue, Hunter Green
- Gloss Finishes: Smooth White, Gleaming Gold, Glossy Gray, Bold Black (standard)
- Polished Finishes: Bright Brass, Bright Nickel (Shade styles -500, -725, -775 only)
- Clear Coated Brushed Metal Finish (Lamp shade only)
- White Cord (Black is standard) (C and R mounts only)
- Luminaire Lighting (200W bulb maximum - not included)

## ACCESSORIES

- Uncoated Clear Bulb, 250W

## PRODUCT SPECS

### Decorative Heat Lamp

The Decorative Heat Lamp shall be a Hatco Model ....as manufactured by the Hatco Corporation, Milwaukee, WI 53234 U.S.A.

With 24/7 service, the Decorative Heat Lamp shall be rated at

**HATCO CORPORATION P.O. Box 340500 Milwaukee, WI 53234-0500 U.S.A. • (800) 558-0607 • (414) 671-6350**

**Fax (800) 543-7521 • Int'l. Fax (414) 671-3976 • Web Site: www.hatcocorp.com • E-mail: equipsales@hatcocorp.com**

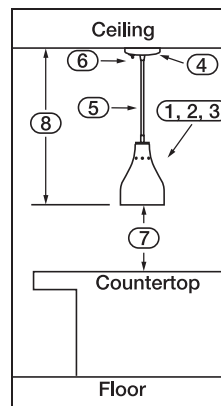
## ORDERING INSTRUCTIONS

**NOTE:** Luminaire lamps are for lighting only.

Install STANDARD WATT (120V, 240V, 250W bulb) no closer than 1" (25 mm) from a sidewall and no closer than 16" (406 mm) above a flammable surface, or no closer than 5" (127 mm) to a non-combustible surface.

Install HIGH WATT (120V, 375W bulb) no closer than 1" (25 mm) from a sidewall and no closer than 27" (686 mm) above a flammable surface, or no closer than 5" (127 mm) to a non-combustible surface.

Specify the following information with your order.



1. Voltage: 120V or 240V

2. Bulb Code: 200W = Luminaire,

250W = DL, 375W = DLH

Bulb Color/Coating:

250W – Clear Uncoated,

Clear Coated, Red Uncoated,

or Red Coated

375W (UL Listed) – Clear Uncoated,

Clear Coated, Red Uncoated,

or Red Coated

3. Shade Style Code: -400, -500,

-700, -725, -750, -760, -775, -800

Unit Color: Warm Red, Black,

Gray Granite, White Granite, Navy

Blue, Hunter Green, Smooth White,

Gleaming Gold, Glossy Gray, Bold

Black, Bright Brass\*, Bright Nickel\*,

Clear Coat Brushed Metal (lamp

shade only)

4. Mounting Style Code: R, RT, C, CT, S, ST, P, or A

5. Cord/Track Color: Black (standard) or White

6. Switch Location Code: Upper (U), Lower (L), Remote (R), or None (N)

7. Clearance: from bulb to surface (see NOTE above)

8. Overall unit length: from ceiling to bottom of warmer lamp shade or from center of shade to wall

♦ Bright Brass and Bright Nickel finishes are only available in shade styles -500, -725, and -775.

**Example**

Decorative Lamp High Wattage DLH-400-CR Switch Location Mounting Style Shade Style

Also specify when ordering:  
Bulb Style  
Shade Color  
Track Color/Length  
Cord Color  
Overall Length

## SWITCH LOCATIONS

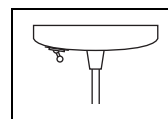
U – Upper<sup>†</sup>, L – Lower<sup>†</sup>, R – Remote\*, N – None (supplied by installer)

<sup>†</sup> Not available on high watt models.

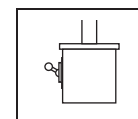
<sup>†</sup> Not available on track mounts or R mounting style.

\* Not available on A mounting style.


• Up to four 250W lamps, or two 375W lamps maximum per remote switch.



Upper Switch



Lower Switch

Remote Switch  
(Accommodates 10 amps)

- Coated Clear Bulb, 250W
- Uncoated Red Bulb, 250W
- Coated Red Bulb, 250W
- Uncoated Clear Bulb, 375W (120V DLH models only)
- Coated Clear Bulb, 375W (120V DLH models only)
- Uncoated Red Bulb, 375W (120V DLH models only)
- Coated Red Bulb, 375W (120V DLH models only)
- Track Mount Bar (Specify 4', 8', or 12' (1219, 2438, or 3658 mm) track length and color option of black or white for track and adapter) (120V only) (Maximum 1920 watts per any length track)
- Additional Track Installation and Modification Kit (Specify color option of black or white)

....watts, ....volts and be ....inches (millimeters) in overall length.

It shall consist of a powdercoated or gloss vented lamp shade and mounting. Switch locations can be upper, lower, remote or supplied by installer. Bulb options are uncoated or coated, clear or red, 250W (DL models) or 375W (DLH models).