



There's only one #1™

Project _____
Item # _____
Quantity _____


Intelligent Toast-Qwik® Conveyor Toasters

Models: ITQ-875-1C, -1000-1C, -1750-2C

Hatco's Intelligent Toast-Qwik® toasters are fast, reliable and extremely versatile. Individually-controlled top and bottom heating elements, a multi-speed two-directional conveyor belt, and optical product sensors provide the ability to produce a variety of menu items.

Standard features

- Hatco's Spot-On® Technology senses when product is placed on the conveyor and activates the unit
- Hatco's ColorGuard Sensing System monitors and adjusts conveyor speed and temperature during high usage periods to ensure toast color uniformity
- Power Save mode activates automatically after a specific period of time, or by pressing the Power Save on the touchpad
- Programmable touchpad control with display
- The ability to hold up to twenty product settings
- USB port located on front of the unit allows for easy transfer of program changes and product usage information
- Removable crumb tray, toast chute, 1" (25 mm) adjustable legs and 6' (1829 mm) cord and plug



Options (available at time of purchase only)

- NEMA L6-20P Locking Cap in lieu of NEMA 6-20P
- NEMA L6-30P Locking Cap in lieu of NEMA 6-30P
- CEE 7/7 Schuko plug in lieu of no plug

Accessories

- 9" (229 mm) wide food paddle (ITQ-1000-1C model)
- 5" (127 mm) wide food paddle (ITQ-875-1C and ITQ-1750-2C models)
- Feed Ramp (ITQ-1750-2C model)



5" (127 mm) wide food paddle

For operation, location and safety information, please refer to the Installation & Operating Manual.



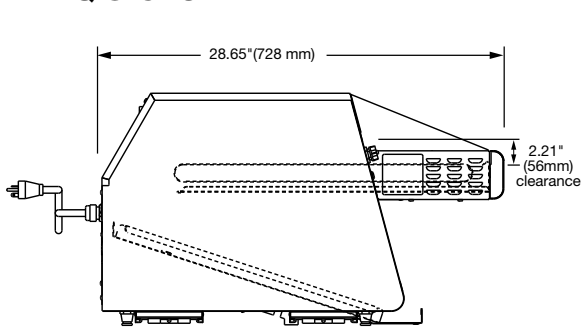
HATCO CORPORATION | P.O. Box 340500 Milwaukee, WI 53234-0500 U.S.A.
(800) 558-0607 | (414) 671-6350 | www.hatcocorp.com | support@hatcocorp.com



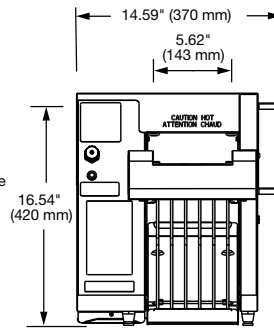
Intelligent Toast-Qwik® Conveyor Toasters

Models: ITQ-875-1C, -1000-1C, -1750-2C

ITQ-875-1C

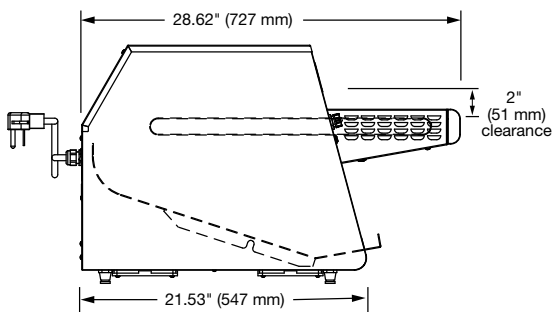


SIDE VIEW

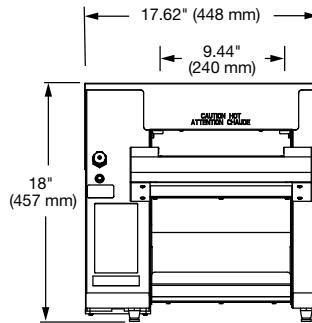


FRONT VIEW

ITQ-1000-1C

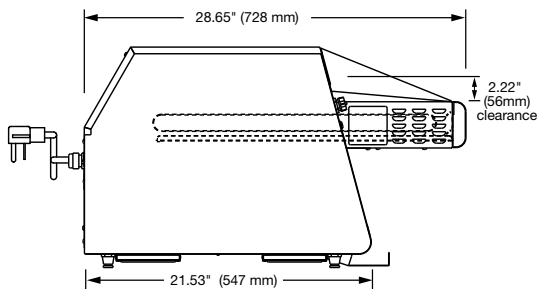


SIDE VIEW

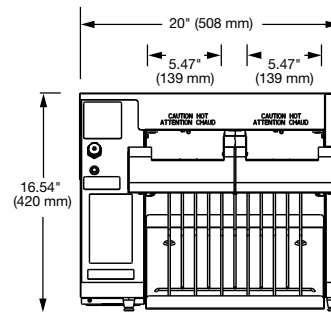


FRONT VIEW

ITQ-1750-2C



SIDE VIEW



FRONT VIEW



Intelligent Toast-Qwik® Conveyor Toasters

Models: ITQ-875-1C, -1000-1C, -1750-2C

SPECIFICATIONS Intelligent Toast-Qwik® Conveyor Toasters

The shaded areas contain electrical information for International models

Model	Dimensions (Width x Depth x Height)	Opening Dimensions (Width x Height)	Volts	Watts	Amps	Capacity/ minute†	Plug	Ship Weight*
ITQ-875-1C	14.59" x 28.65" x 16.54" (370 x 728 x 420 mm)	5.62 x 2.21" (143 x 56 mm)	208	2700	13.0	15	NEMA 6-20P or NEMA L6-20P	82 lbs. (37 kg)
			230	2700	11.8	15	BS-1363, Schuko 7/7, AS-3112	
			240	2700	11.3	15	NEMA 6-20P or NEMA L6-20P	
ITQ-1000-1C	17.62" x 28.62" x 18" (448 x 727 x 457 mm)	9.44 x 2" (240 x 51 mm)	208-240®	3230-4300	15.5-17.9	17	NEMA 6-30P NEMA L6-30P	89 lbs. (40 kg)
			230	3600	15.7	17	CEE 7/7 Schuko or No Plug	
ITQ-1750-2C	20" x 28.65" x 16.54" (508 x 728 x 420 mm)	two openings 5.47 x 2.22" (139 x 56 mm)	208	4960	23.8	30	NEMA 6-30P	106 lbs. (48 kg)
			230	4960	21.6	30	No Plug	
			240	4960	20.7	30	NEMA 6-30P	

* Shipping weight includes packaging.

† Toasting capacity may vary by product. Toasting of coated products not recommended.

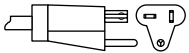
® Unit is designed to operate on supply voltages between 208V and 240V.

CORD LOCATION

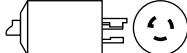
Left center on back of unit.

PLUG CONFIGURATIONS

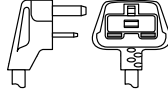
NEMA 6-20P



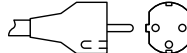
NEMA L6-20P



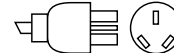
BS-1363



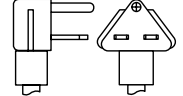
CEE 7/7 Schuko



AS-3112



NEMA 6-30P



NEMA L6-30P



PRODUCT SPECS Conveyor Toasters

The electric Intelligent Toast-Qwik® Conveyor Toaster shall be a Hatco Model ... as manufactured by the Hatco Corporation, Milwaukee, WI 53234 U.S.A. The toaster shall have the capacity to toast up to ... pieces per minute and it shall be rated at ... kW, ... volts, single phase.

The toaster shall be of stainless steel design and shall include a front mounted control panel with state-of-the-art electronic top and bottom heat controls, Spot-On® technology, ColorGuard sensing system, variable speed control, power save mode

with indicator light and a toast collector pan.

The toaster will have metal sheathed heating elements and factory attached UL listed cord and plug.

Warranty consists of 24/7 parts and service assistance (U.S. and Canada only).

HATCO CORPORATION | P.O. Box 340500 Milwaukee, WI 53234-0500 U.S.A.
(800) 558-0607 | (414) 671-6350 | www.hatcocorp.com | support@hatcocorp.com