



HP6A-LX

HP6A-LX SERIES

Combination Heater/Proofing Cabinet, Non-insulated

MODEL
 HP6A-LX

FEATURES

CONSTRUCTION

- Multi-purpose design provides heat for holding as well as heat and humidity for proofing. Also serves as a mobile heated transport cabinet.
- 14 gauge aluminum body and 14 gauge galvanized caster base
- Removable, dual purpose thermostatically controlled holding/proofing unit with external controls and 12 hour timer for proofing mode
- Can be used with or without water
- Condensation drip trough, removable for cleaning
- Adjustable damper
- Removable louvered back mounted air tunnel for even heat distribution

- Five-inch swivel plate casters with modulus wheels (two with brakes)

DOOR

- 270° door swing
- Hinged right
- Field reversible
- Positive latch handle

CLEARANCE

- Minimum of 4" clearance required on cabinet back and sides

THERMOSTAT RANGE

- Heating: 80° to 185°F (27° to 85°C)
- Proofing: 80° to 135°F (27° to 57°C)

PANS

- Maximum ledge load: 30 lbs. per ledge
- Standard ledge spacing: 3" or 4 1/2"
- Ledge spacing can also be adjusted to 3 3/4", 5 1/4", 6" and 6 3/4" without additional ledges
- Optional ledge kit allows 1 1/2" spacing
- Pan/tray accommodations:
 - 18" x 26"
 - 18" x 13"
 - 12" x 20"

WARRANTY

- Limited one year parts and labor

OPTIONS

- 1 1/2" spaced ledge kit

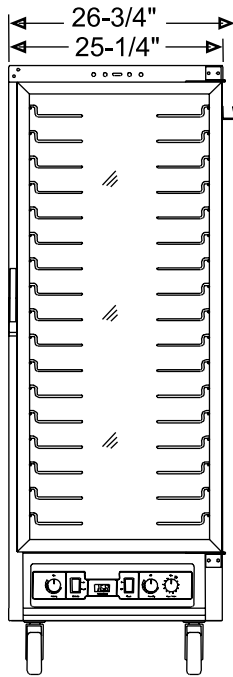


HP6A-LX SERIES


COMBINATION HEATER/PROOFING CABINET, NON-INSULATED

TECHNICAL SPECIFICATIONS

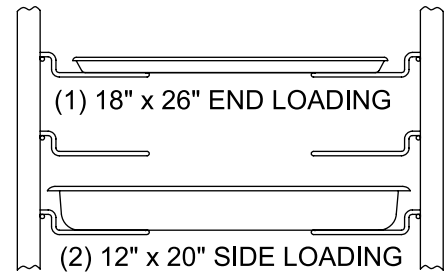
MODEL	DIMENSIONS (in.)			DIMENSIONS (mm)			VOLTS	HEATING UNIT WATTS	3" LEDGE SPACING (BOTTOM LOAD) PAN CAPACITY		4 1/2" LEDGE SPACING (BOTTOM LOAD) PAN CAPACITY		MAX. CABINET STATIC LOAD (LB/KG)	SHIP CU. FT.	SHIP WT. (LB/KG)
	L	D	H	L	D	H			18 x 26 END LOAD	12 x 20 SIDE LOAD	18 x 26 END LOAD	12 x 20 SIDE LOAD			
HP6A-LX	26 ³ / ₄	32 ¹ / ₄	71 ³ / ₄	679	819	1822	115	1900	17	34	12	24	370/168	44.0	240/109



ELEVATION VIEW



SIDE VIEW



ALSO HOLDS (2) HALF SIZE 13" x 18" BUN PANS

The above tray/pan sizes can be loaded in the same cabinet.

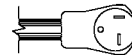
PAN CONFIGURATION

LISTINGS



HOOKUP

Via plug in, 9 foot long flexible three wire 12/3 SJO cord with molded plug.



NEMA 5-20P, 115V

BID SPECIFICATIONS

Item no. HP6A-LX.

Provide _____ () Combination Heater/Proofing Cabinet, Non-Insulated.

Cabinet will have die-formed, corrosion resistant aluminum body and door with 14 gauge galvanized caster base. Cabinet will be provided with bottom mounted, removable, externally controlled, 1900 watt holding/proofing unit having main on/off

switch, dual thermostats, digital thermometer, holding or proofing selector switch and 12 hour timer for proofing.

Cabinet will have field reversible door with positive latching handle and gasket, 270° door swing, adjustable damper, drip trough and louvered air tunnel for even heat distribution.

Cabinet will be provided with four 5-inch

standard duty swivel plate casters having modulus wheels. Two casters will have brakes.

Electrical hookup will be via a nine foot long flexible three wire 12/3 SJO cord with molded NEMA 5-20P, 115v plug.

Cabinet to have limited one year parts and labor warranty.

Cabinet to be to be UL and C-UL listed and UL EPH classified.

All specifications subject to change without notice.



908 Highway 15 North • New Albany, MS 38652

PHONE: 800-647-1284 or 662-534-9061 • FAX: 800-232-3966 or 662-534-6049 • www.master-bilt.com

