



ITEM NO. _____
 PROJECT _____
 LOCATION _____
 DATE _____ QTY. _____



MNW SERIES Heated Reach-Ins

- MODELS**
- MNW211
 - MNW482



CEC certification applies to MNW211 model only.

FEATURES

STANDARD ELECTRONIC CONTROL

- Increases efficiency, reliability and convenience
- Convenient panel interface on the front of the merchandiser
- Decreases service time and calls
- Eliminates additional digital thermometer or other temperature indicator

- CONSTRUCTION**
- Exterior front, sides and doors are stainless steel
 - Exterior top, bottom and back are galvanized steel
 - All exterior joints and seams fold in without lap joints
 - Interior liner and door panel are stainless steel

- 2" foamed-in-place polyurethane insulated walls
- 4" diameter casters (4 on each model)
- Three heavy-duty nickel chrome shelves per section
- Interior incandescent light activated by a switch for the door

- DOORS**
- Available with lefthand or righthand door swing
 - Heavy-duty pivot hinges
 - Centered key locks
 - Horizontal handles
 - Self-adjusting magnetic gaskets

- HEATING SYSTEM**
- Electrically operated 1500 watt heating system for one-door model, 3000 watt system for two-door model

- System controlled by thermostat mounted on front of cabinet
- Heating element located in interior ducting
- Forced ducted air distribution maintains desired uniform temperature throughout cabinet
- Operating temperature adjustable from 180°F to 200°F (82°C to 93°C)

- WARRANTY**
- Limited three year parts and labor

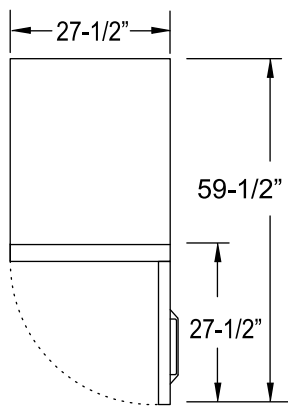
OPTIONS

- Half solid doors
- Legs in lieu of casters
- Extra stainless steel shelves
- Full door pan slides
- Half door pan slides

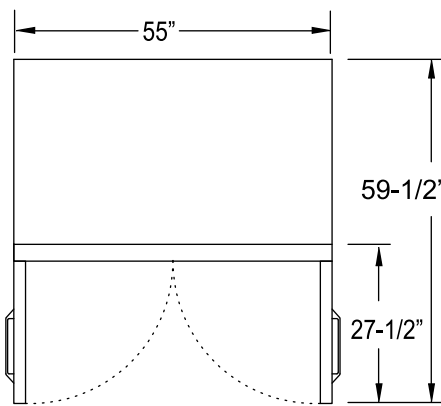
TECHNICAL SPECIFICATIONS

MODEL	DIMENSIONS (in.)			DIMENSIONS (mm)			VOLTS**	AMPS	HEATER WATTAGE	NO. OF DOORS	NO. OF SHELVES	STANDARD SHELF SIZE (in inches)	CAP. CU. FT.	SHIP CU. FT.	SHIP WT. LB/KG
	L	D	H*	L	D	H*									
MNW211	27 ¹ / ₂	35 ¹ / ₈	81 ¹ / ₂	699	892	2070	115	12.5	1500	1	3	19 ¹ / ₄ L x 25 ¹ / ₂ D	22.5	55.2	300/136
MNW482	55	35 ¹ / ₈	81 ¹ / ₂	1397	892	2070	115/208-230	13.7	3000	2	6	23 ¹ / ₄ L x 25 ¹ / ₂ D	48.8	105.3	545/248

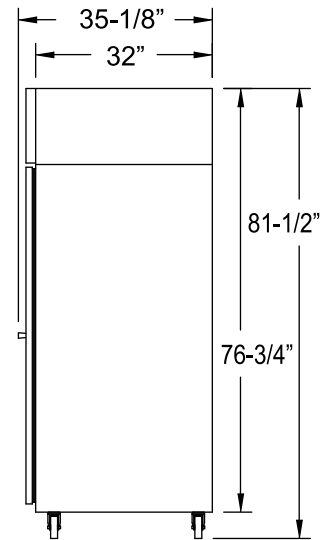
*Height includes casters. With optional 6" legs overall height is 82³/₄" **MNW482 operates on a minimum of 208 volts. A voltage boosting transformer (part no. 39-01087) must be used when the supply voltage is less than 208 volts.



MNW211 PLAN VIEW



MNW482 PLAN VIEW



SIDE VIEW (BOTH)

LISTINGS

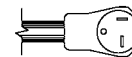


CEC certification applies to MNW211 model only.

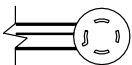
HOOKUP

MNW211: Via plug in, 10 foot long flexible three wire 12/3 cord with molded plug.

MNW482: Via plug in, 10 foot long flexible four wire 12/4 cord with molded plug.



NEMA 5-20P (MNW211)



NEMA L14-20P (MNW482)

BID SPECIFICATIONS

Item no. MNW _____
Provide _____ () Heated Reach-in(s), Master-Bilt® model no. MNW _____.

Reach-in will feature stainless steel exterior front, sides and doors. The exterior top, bottom and back will be galvanized steel while the interior liner and door panel will be stainless steel.

Standard features include an electronically controlled monitoring system, four inch casters and three nickel chrome

shelves per section.

Doors will feature heavy-duty pivot hinges, centered key locks, horizontal handles and self-adjusting magnetic gaskets.

An electrically operated 1500 watt heating system will be standard on one-door models. A 3000 watt system will be standard on two-door models. The heating system will be controlled by a thermostat mounted on the cabinet front. A forced ducted air distribution system will provide

uniform temperature throughout cabinet. The operating temperature will be adjustable from 180°F to 200°F (82°C to 93°C).

Reach-in to have standard limited three year parts and labor warranty.

Reach-in to be UL and C-UL listed and UL EPH classified. MNW211 model will also be California Energy Code certified.

NOTE: Cabinet designed for optimum performance in air-conditioned area at 75°F ambient and 55% relative humidity. All specifications subject to change without notice.