



Job _____ Item No. _____

Grill-Max® Roller Grills with Built-in Bun Drawer

Electronic Control/Staltek Coating 30STBDE 45STBDE 50STBDE 75STBDE

Electronic Control/Duratec Coating 30SCBDE 45SCBDE 50SCBDE 50SCHDE 75SCBDE

Electronic Control/Chrome Coating 50CBDE 50CHDE 75CBDE

Analog Control/Staltek Coating 30STBD 45STBD 50STBD 75STBD

Analog Control/Duratec Coating 30SCBD 45SCBD 50SCBD 75SCBD

Analog Control/Chrome Coating 30CBD 50CBD 75CBD

Analog Control/Duratec Coating/Clear Drawer 30SCBBC 50SCBBC 75SCBBC

Analog Control/Chrome Coating/Clear Drawer 30CBBC



75SCBDE

DESCRIPTION

Star's Grill-Max® roller grills combine the highest quality and lasting performance with the latest technology—providing the most advanced roller grill in the industry. Roller grills are available in a variety of sizes and are perfect for snack bars, convenience stores, recreational facilities, stadiums, and virtually any other food service application.

SPECIFICATIONS

Grill-Max® roller grills are constructed of stainless steel and use tubular stainless steel sheath elements and your choice of roller coating where available. Heating elements are mounted in a fixed and floating system allowing for lateral expansion to minimize warping. Optional electronic temperature controls provide holding temperature ranges from 145°F to 190°F and cooking temperatures up to 220°F. The heavy-duty motor provides 360° rotation of rollers. The units will incorporate Seal-Max, Star's exclusive seal and bearing combination. These units have an eight [8] foot cord and come with an appropriate NEMA plug to match their power usage and certification standards.

WARRANTY

These units come with a one [1] year warranty for parts and labor.

FEATURES

- Exclusive heavy-duty roller bearing design for longer life, smoother operation, and minimal grease-free maintenance
- Optional non-stick coatings offer increased durability
- Optional electronic controls allow for ideal cooking performance, sensing temperature changes and automatically adjusting
- Sectional heat control for mixed product flexibility
- Analog or digital temperature control options to fit any operation
- Slim design offers maximum grill space with a minimum footprint
- Built-in bun drawer for sanitary and space-saving bun storage.
- Angled [stadium seating style] configuration for best presentation

OPTIONS & ACCESSORIES

- Roller coatings—chrome, Duratec, or Staltek.
- Analog or electronic controls
- Polycarbonate or glass sneeze guards

ROLLER GRILL MODEL FORMULA

hot dog capacity 30 45 50 70

roller coating chrome [C] Duratec [SC] Staltek [ST]

bun drawer type standard [BD] heated [HD] clear [BC]

controls analog [no letter] electronic [E]

CERTIFICATIONS



STAR MANUFACTURING INTERNATIONAL INC.

10 Sunnen Drive • Saint Louis, Missouri 63143

Telephone 888 356 5362 • Fax 314 781 5445


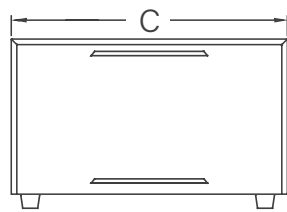
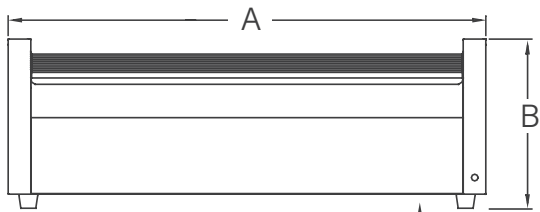
www.star-mfg.com

Printed in the U.S.A. • 2M-Z21313 • Rev A • 07.2017
Specifications are subject to change without notice and are not intended for installation purposes.



Grill-Max® Roller Grills with Built-in Bun Drawer

- Electronic Control/Staltek Coating □30STBDE □45STBDE □50STBDE □75STBDE
- Electronic Control/Duratec Coating □30SCBDE □45SCBDE □50SCBDE □50SCHDE □75SCBDE
- Electronic Control/Chrome Coating □50CBDE □50CHDE □75CBDE
- Analog Control/Staltek Coating □30STBD □45STBD □50STBD □75STBD
- Analog Control/Duratec Coating □30SCBD □45SCBD □50SCBD □75SCBD
- Analog Control/Chrome Coating □30CBD □50CBD □75CBD
- Analog Control/Duratec Coating/Clear Drawer □30SCBBC □50SCBBC □75SCBBC
- Analog Control/Chrome Coating/Clear Drawer □30CBCBC



The power cord exits the bottom of the case here.

The location is 3.7 inches (94 mm) from the right side edge and 3.9 inches (99 mm) from the front edge.

LEG HEIGHT AND OFFSET

30, 45, and 50 hot dog capacity units have one [1] inch (25 mm) tall legs, while 75 hot dog capacity models have four [4] inch (102 mm) tall legs. The legs are set in 0.75 inch (19 mm) from the left and right side and 2.5 inches (64 mm) from the front and back of the unit.

HOT DOG CAPACITY (BUNS)	WIDTH (A)	HEIGHT (B)	DEPTH (C)	VOLTS	WATTS	AMPS	NEMA PLUG	APPROX. SHIP WEIGHT	APPROX. WEIGHT INSTALLED
30 Hot Dogs 32 Buns	23.75 in. (60.3 cm)	12.5 in. (31.8 cm)	20.6 in. (52.3 cm)	120 230	1150 1150	9.6 5	5-15P CEE 7/7	61 lb. (27.7 kg)	45 lb. (20.4 kg)
45 Hot Dogs 32 Buns	23.75 in. (60.3 cm)	12.5 in. (31.8 cm)	28.5 in. (72.4 cm)	120 230	1650 1650	13.6 7.2	5-15P ¹ CEE 7/7	80 lb. (36.3 kg)	62 lb. (28.1 kg)
50 Hot Dogs 48 Buns	35.75 in. (90.8 cm)	12.5 in. (31.8 cm)	20.6 in. (52.3 cm)	120 [BD, BC] 120 [HD] 230 208/240	1535 1635 1535 1250/1670	12.8 13.6 6.7 6/7	5-15P ¹ 5-15P ³ BS1363 ² 6-15P	81 lb. (36.7 kg)	64 lb. (29 kg)
75 Hot Dogs 48 Buns	35.75 in. (90.8 cm)	15.5 in. (39.4 cm)	28.5 in. (72.4 cm)	120 220 208/240	1730 2016 1810/2400	14.4 9.2 8.7/10	5-15P ¹ CEE 7/7 6-20P	120 lb. (54.4 kg)	87 lb. (39.5 kg)

¹5-20P for CSA ²with 10-amp fuse ³not CSA/cUL certified—some models available with 5-20P plug to meet CSA/cUL specifications

Due to periodic changes in designs, methods, procedures, policies and regulations, the specifications contained in this sheet are subject to change without notice. While Star Manufacturing exercises good faith efforts to provide information that is accurate, we are not responsible for errors or omissions in information provided or conclusions reached as a result of using the specifications. By using the information provided, the user assumes all risks in connection with such use.