

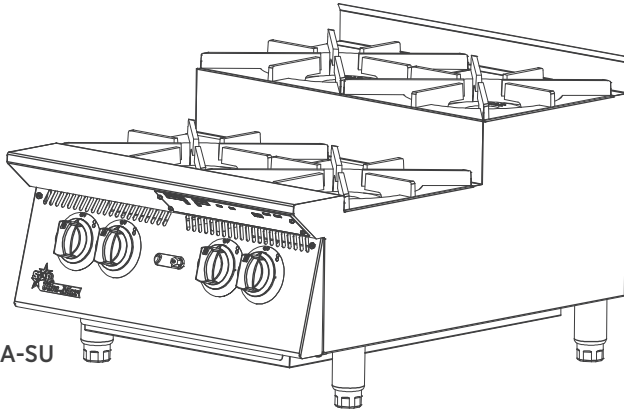


Job _____ Item No. _____

Ultra-Max® Gas Hot Plate

Standard □802HA □804HA □806HA □808HA

Step-Up □802HA-SU □804HA-SU □806HA-SU □808HA-SU



804HA-SU

DESCRIPTION

Ultra-Max® gas hot plates are designed to be a reliable, versatile, and maintenance-free solution for almost any menu item. These units come in a wide variety of sizes and styles to fit any operation and provide the versatile, long-lasting solution you need.

SPECIFICATIONS

The Ultra-Max® gas hot plates will be constructed in the U.S.A. with a corrosion-resistant stainless steel body and aluminized steel crumb tray. The grates will be constructed of cast iron and will utilize a non-tilt design. Each square foot section will use an independently controlled 2-piece burner that produces 30,000 BTU per burner using natural gas [26,000 BTU on LP], and has a standing pilot. The units will have a 3/4-inch NPT male connection. The unit will be supplied with four [4] inch (102 mm) legs that are adjustable up 1.375 inches (35 mm).

WARRANTY

These units come with a three [3] year warranty for parts and labor.

FEATURES

- 30,000 BTU per burner using natural gas [26,000 BTU on LP]
- Heavy-duty cast iron burners with lift-off burner heads and anti-clog design
- Standing pilot for each burner
- Heavy-duty cast iron grates incorporate non-tilt design
- Durable metal knobs with quarter-turn operation and gas regulators
- Cool-to-the-touch front panel and bullnose and protect knobs and provide a comfortable work area

OPTIONS & ACCESSORIES

- Flat or step-up configuration
- Extended plate shelf
- 27-inch (686 mm) stand

CERTIFICATIONS



STAR MANUFACTURING INTERNATIONAL INC.
10 Sunnen Drive • Saint Louis, Missouri 63143
Telephone 888 356 5362 • Fax 314 781 5445
www.star-mfg.com

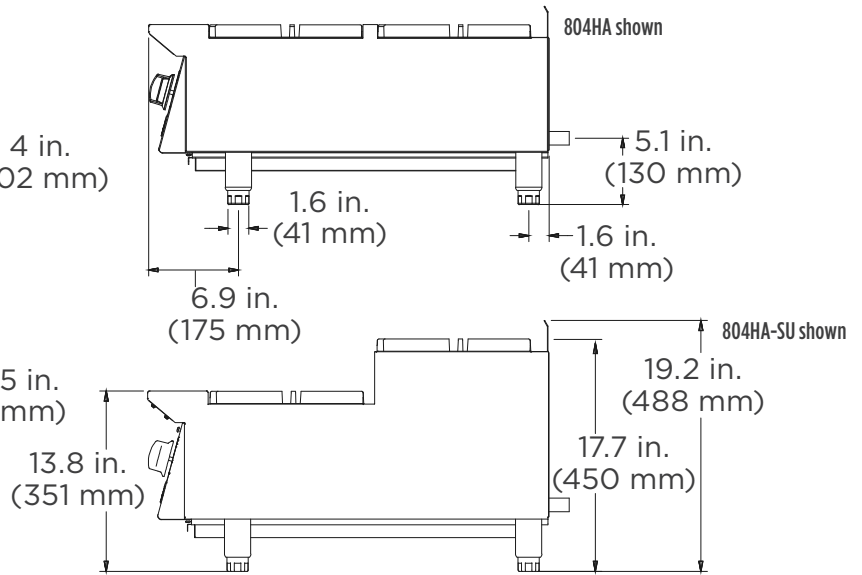
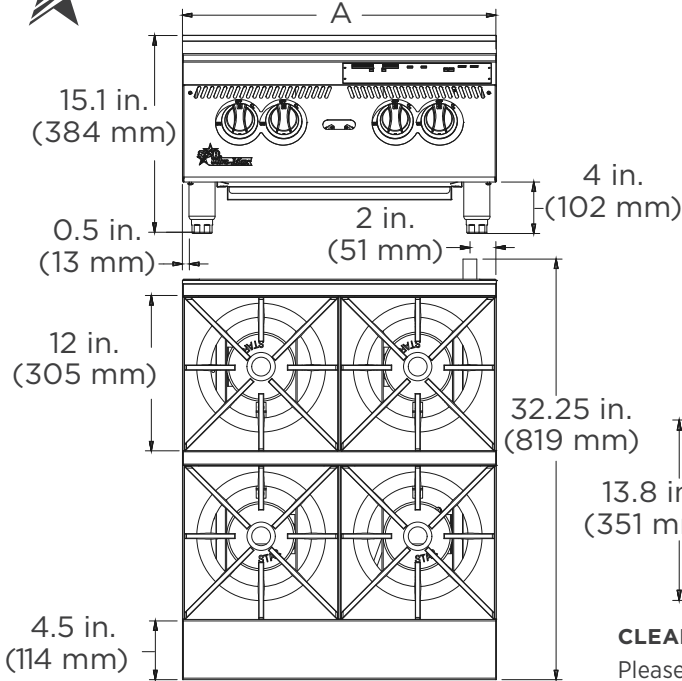
Printed in the U.S.A. • 2M-Z21305 • Rev A • 07.2016
Specifications are subject to change without notice and are not intended for installation purposes.



Ultra-Max® Gas Hot Plate

Standard □802HA □804HA □806HA □808HA

Step-Up □802HA-SU □804HA-SU □806HA-SU □808HA-SU



CLEARANCES/INSTALLATION REQUIREMENTS

Please allow for at least nine [9] inches (229 mm) from the back and seven [7] inches (178 mm) from each side between the unit and any combustible surface.

	MODEL	HEIGHT	WIDTH [A]	DEPTH	BTU ¹ NATURAL GAS (LP)	APPROX. SHIP WEIGHT	APPROX. WEIGHT INSTALLED
STANDARD	802HA	15.1 in. (384 mm)	12 in. (305 mm)	32.25 in. (819 mm)	60,000 (52,000)	108 lb. (49 kg)	70 lb. (32 kg)
	804HA	15.1 in. (384 mm)	24 in. (610 mm)	32.25 in. (819 mm)	120,000 (104,000)	194 lb. (88 kg)	140 lb. (63.5 kg)
	806HA	15.1 in. (384 mm)	36 in. (914 mm)	32.25 in. (819 mm)	180,000 (156,000)	270 lb. (122.5 kg)	210 lb. (95 kg)
	808HA	15.1 in. (384 mm)	48 in. (1.22 m)	32.25 in. (819 mm)	240,000 (208,000)	360 lb. (163 kg)	280 lb. (127 kg)
STEP-UP	802HA-SU	19.2 in. (488 mm)	12 in. (305 mm)	32.25 in. (819 mm)	60,000 (52,000)	114 lb. (52 kg)	76 lb. (34.5 kg)
	804HA-SU	19.2 in. (488 mm)	24 in. (610 mm)	32.25 in. (819 mm)	120,000 (104,000)	211 lb. (96 kg)	157 lb. (71 kg)
	806HA-SU	19.2 in. (488 mm)	36 in. (914 mm)	32.25 in. (819 mm)	180,000 (156,000)	287 lb. (130 kg)	227 lb. (103 kg)
	808HA-SU	19.2 in. (488 mm)	48 in. (1.22 m)	32.25 in. (819 mm)	240,000 (208,000)	375 lb. (170 kg)	294 lb. (133 kg)

¹ Shipped set up for natural gas (includes field conversion kit for LP gas). The gas fitting on each unit will be 3/4-inch NPT male.

Due to periodic changes in designs, methods, procedures, policies and regulations, the specifications contained in this sheet are subject to change without notice. While Star Manufacturing exercises good faith efforts to provide information that is accurate, we are not responsible for errors or omissions in information provided or conclusions reached as a result of using the specifications. By using the information provided, the user assumes all risks in connection with such use.



STAR MANUFACTURING INTERNATIONAL INC.

10 Sunnen Drive • Saint Louis, Missouri 63143
 Telephone 888 356 5362 • Fax 314 781 5445
 www.star-mfg.com

Printed in the U.S.A. • 2M-Z21305 • Rev A • 07.2016
 Please refer to the owner's manual for information regarding installation or use.