



**T&S BRASS AND BRONZE WORKS, INC.**  
 2 Saddleback Cove / P.O. Box 1088  
 Travelers Rest, SC 29690

Model No.  
**B-1210**

Item No.

Travelers Rest, SC: 800-476-4103 • Simi Valley, CA: 800-423-0150 • Fax: 864-834-3518 • www.tsbrass.com



**ADA Compliant**

This Space for Architect/Engineer Approval

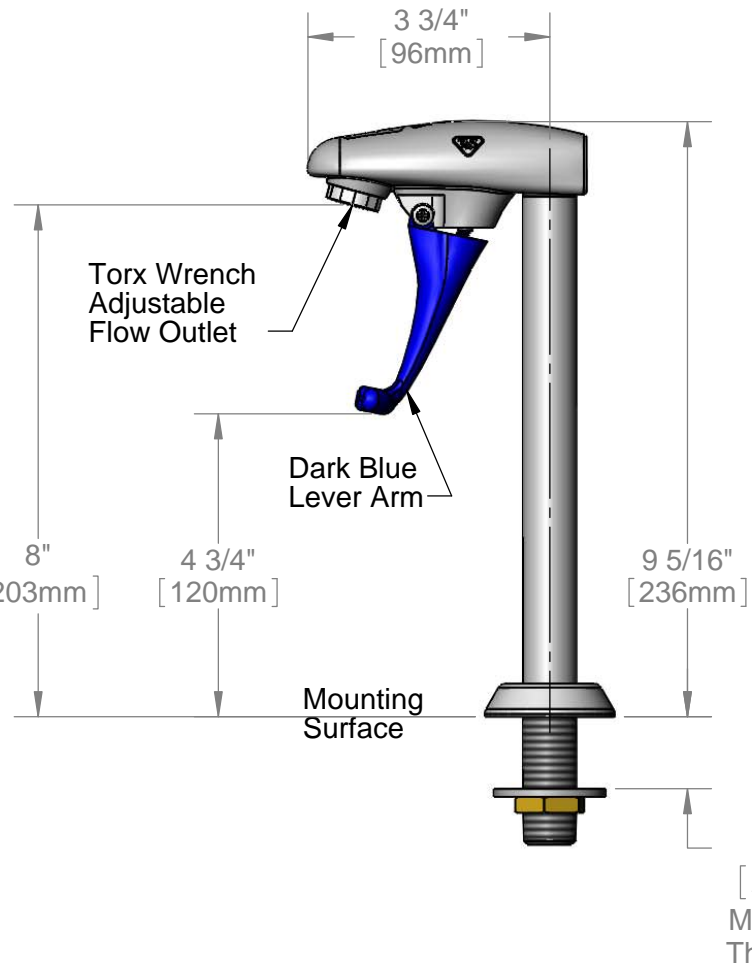

Job Name \_\_\_\_\_ Date \_\_\_\_\_

Model Specified \_\_\_\_\_ Quantity \_\_\_\_\_

Customer/Wholesaler \_\_\_\_\_

Contractor \_\_\_\_\_

Architect/Engineer \_\_\_\_\_



**Rough-In Requirement:**  
 $\phi$  1" [25mm] Mounting Hole

**Product Specifications:**  
 8" Deck Mount Pedestal Type Glass Filler, Push Back Design, Dark Blue Self-Closing Arm, Adjustable Flange & 1/2" NPT Male Inlet

**Product Compliance:**  
 ASME A112.18.1 / CSA B125.1  
 NSF 61 - Section 9  
 NSF 372 (Low Lead Content)  
 ANSI A117.1 (ADA)



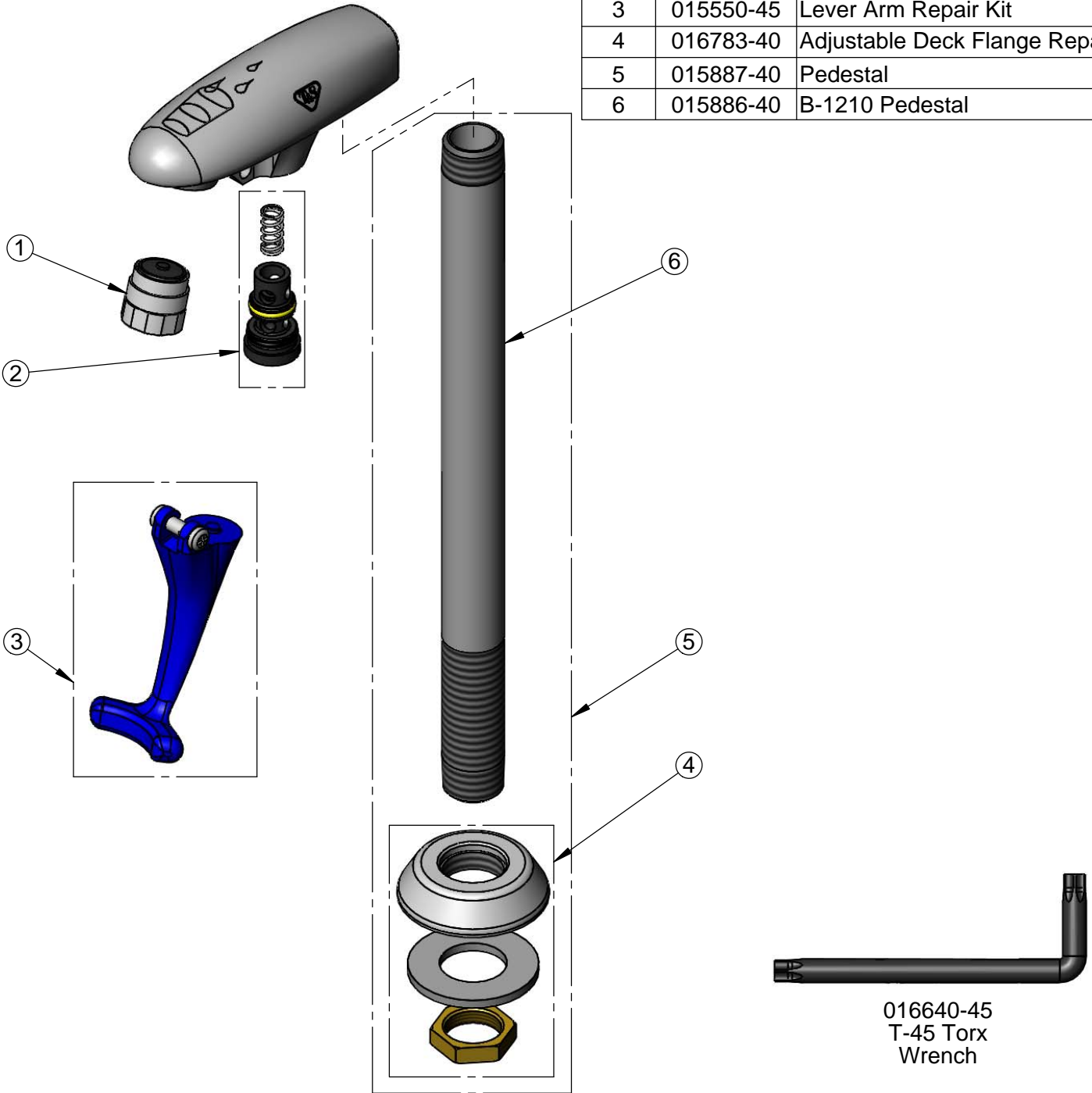
**T&S BRASS AND BRONZE WORKS, INC.**  
 2 Saddleback Cove / P.O. Box 1088  
 Travelers Rest, SC 29690

Model No.  
**B-1210**

Item No.

Travelers Rest, SC: 800-476-4103 • Simi Valley, CA: 800-423-0150 • Fax: 864-834-3518 • www.tsbrass.com

ITEM NO.	SALES NO.	DESCRIPTION
1	015588-40	Adjustable Outlet w/ Torx Wrench
2	015589-40	Valve
3	015550-45	Lever Arm Repair Kit
4	016783-40	Adjustable Deck Flange Repair Kit
5	015887-40	Pedestal
6	015886-40	B-1210 Pedestal



**Product Specifications:**  
 8" Deck Mount Pedestal Type Glass Filler, Push Back Design, Dark Blue Self-Closing Arm, Adjustable Flange & 1/2" NPT Male Inlet

**Product Compliance:**  
 ASME A112.18.1 / CSA B125.1  
 NSF 61 - Section 9  
 NSF 372 (Low Lead Content)  
 ANSI A117.1 (ADA)