

CANPLAS® PLUMBING SOLUTION

Endura® Plaster Trap

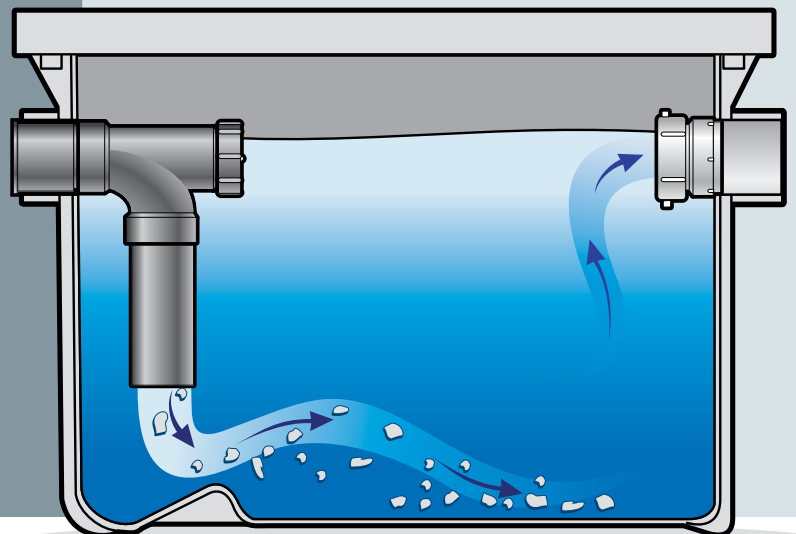


The Endura Plaster Trap is installed on a wide range of applications,

where by gravity, fine material is required to be separated from the waste water flow. This includes materials such as plaster, clay, sand, sediment, grit and general debris. Any material heavier than water can be successfully separated in the Endura Plaster Trap.

FEATURES

- Durable polypropylene construction
- Inlet connection made with with 1½" x 2" MJ adapter (not included)
- Easy access and maintenance
- 440 lbs load rated cover, suitable for both in-floor and on-floor installations
- Maximum continuous operating temperature of 220 F
- Removable outlet filter
- 10 GPM and 20 GPM flow rate solutions



canplas®



www.canplasplumbing.com

Endura® Plaster Trap

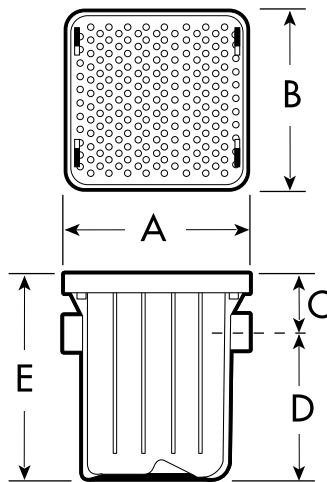
This unit is designed for use with inlet waste connections up to 1½" diameter the inlet connection being made with a flexible no-hub coupling (not supplied). Based on the outside diameter of the inlet/outlet these fittings will need to be either 2" x 1 ½" or 2" x 1 ¼" reducing style couplings and are available from most plumbing wholesalers or DIY outlets.

DO NOT decrease the pipe diameter across the unit – i.e. inlet vs. outlet. **Please Note : The Endura Plaster Trap is made of polypropylene which will not accept solvent weld cement.**

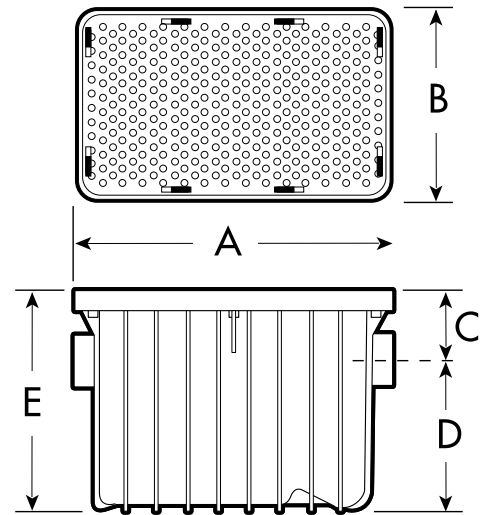
Based on the use of 1½" pipe the maximum flow rate that can enter and pass through this unit is 20GPM. Unlike a grease interceptor no flow control device is necessary in this application.

Tank Dimensions

	3910PA15
A	14.5" (368mm)
B	17.5" (444mm)
C	3.5" (89mm)
D	12.8" (325mm)
E	16.3" (414mm)



	3920PA15
A	23.6" (600mm)
B	17.5" (151mm)
C	3.5" (89mm)
D	12.8" (325mm)
E	16.3" (414mm)



Servicing & Maintenance

Your Endura Plaster Trap will require periodic servicing to remove accumulated material and maximize its ongoing effectiveness. This process can be achieved manually by bailing out excess water, collecting accumulated debris to a suitable container by hand for disposal/re-use, or using a suitable wet vacuum extraction unit. Alternatively a contractor can be usually found locally who can use an industrial vacuum method to remove and dispose of the entire contents on a regular basis.

Ensure that you check the outlet screen during this process and clean the filter mesh accordingly. It will be necessary to check the operation of the Plaster Trap on a weekly basis for the first 6-8 weeks following commissioning. This will allow you to assess the on going schedule of maintenance.

Canplas Industries Ltd.
P.O. Box 1800, 500 Veterans Drive
Barrie, Ontario, Canada L4M 4V3
Tel: (705) 726-3361
Toll Free: 1-800-461-5300
Fax: (705) 726-2186

Canplas LLC
11402 East 53rd Ave.
Suite 200, Denver, CO, U.S.A. 80239
Tel: (303) 373-1918
Toll Free: 1-888-461-5307
Fax: (303) 373-1923

canplas
an O'Aliaxis company