

ENDURA® GREASE MANAGEMENT

Endura® Grease Compact Interceptor

The best things come in small packages!

The latest additions to the Endura family provide **improved performance in a smaller footprint.**

The line now includes 7gpm & 10gpm models with our 15gpm model moving to the same **compact** platform. All new models use a development of our patented baffle system to enhance separation performance at low flow rates. Based on end user feedback, these units also feature the new **EZ-Clean exterior tank profile**, a non-ribbed section for the lower two inches.

WARRANTED
10
YEARS

ASME
A112.14.3

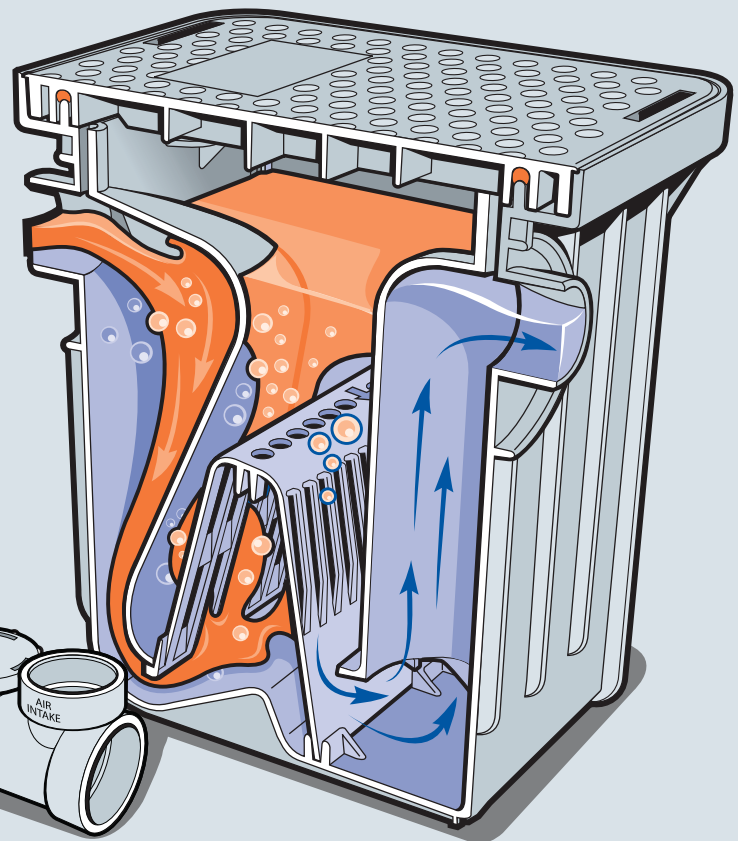


MEA 160-08-E

14 1/2"

Sewer authorities and building owners spend millions of dollars every year combating grease accumulation in plumbing systems.

Grease accumulation causes sewer blockages and overflows. These overflows are a health risk to you, your employees, your customers and the general public. Injection molded in engineered thermoplastic, the Endura® Grease Interceptor provides restaurant operators the best value and performance on the market today.

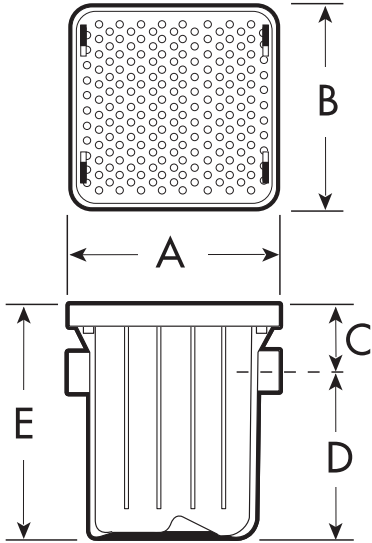




Compact Grease Interceptor

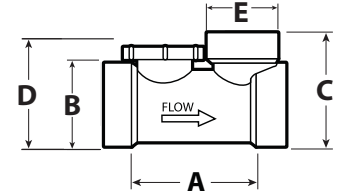
Contractor shall install an IPEX Endura® Grease Interceptor, Part No. _____. **An accessible flow control** with a rate of ____ gpm will also be installed in accordance to manufacturer's instructions. The unit shall be comprised of engineered thermoplastics to withstand operational temperatures up to 220°F (104°C) and incorporate a lid with air tight seal and the capability of supporting 440 lbs. (200 Kgs). The unit will be supported by a 10 year manufacturer's extended warranty. The grease interceptor shall be certified to the current version of the PDI-G101 or CSA B481 standards and where locally applicable to ASME112.14.3 and IAMPO listing will apply. Contractor shall provide two mechanical joint couplings to connect the grease interceptor.

DIMENSIONS

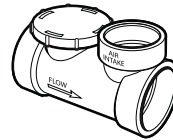


	7/14 GPM/lbs	10/20 GPM/lbs	15/30 GPM/lbs
A	14.5" (368mm)	14.5" (368mm)	14.5" (368mm)
B	17.5" (444mm)	17.5" (444mm)	17.5" (444mm)
C	3.5" (89mm)	3.5" (89mm)	3.5" (89mm)
D	12.8" (325mm)	12.8" (325mm)	12.8" (325mm)
E	16.3" (414mm)	16.3" (414mm)	16.3" (414mm)

FLOW CONTROL



Connection Iron Pipe Size (Solvent weld)	2" h x h
A	3.94" (100 mm)
B	Nom. Dia. 2" (50.8 mm)
C	3.44" (87.4 mm)
D	3" (76 mm)
E	Nom. Dia. 1.5" (38.1 mm)



Part No:	Description	CTN. QTY.
#3922107C	2" 7 GPM (.44 LPS)	1
#3922110C	2" 10 GPM (.63 LPS)	1
#3922115C	2" 15 GPM (.94 LPS)	1

CAPACITY

US Gallons Per Minute (GPM)	7	10	15 COMPACT
CAPACITY - Pounds	14	20	30

Litres Per Second (LPS)	0.44	0.63	0.94
CAPACITY - Kilograms	6.35	9.07	13.6

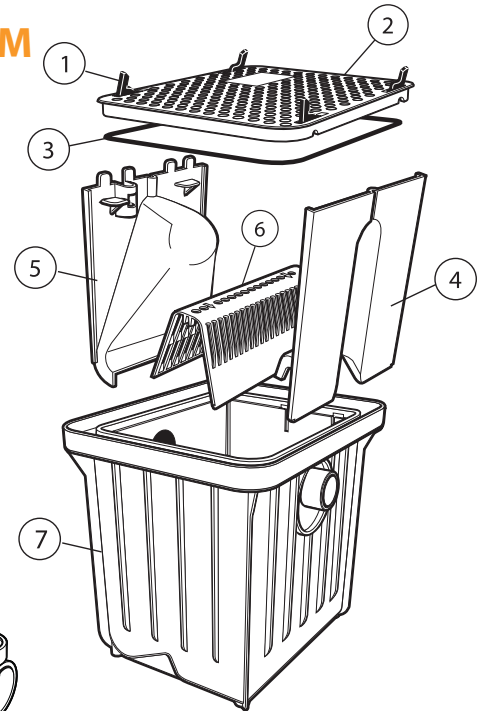
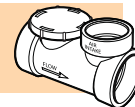
Average Efficiency % (ASME 112.4.3)	95.5%	92.5%	92.0%
Part Number	3907A02	3910A02	3915A02C
Grease Capacity lbs (Kg) actual	31.95 lbs (14.49 kgs)	38.1 lbs (17.28 kgs)	40.97 lbs (18.58 kgs)
Operating Temperature Capabilities	220°F (104°C)	220°F (104°C)	220°F (104°C)
Surface Load Capacity	440 lbs (200 kgs)	440 lbs (200 kgs)	440 lbs (200 kgs)
Unit Weight (Empty)	13.8 lbs (6.26 kgs)	13.8 lbs (6.26 kgs)	13.8 lbs (6.26 kgs)
Liquid Capacity	12.96 gal (49.06 L)	12.96 gal (49.06 L)	12.96 gal (49.06 L)
Connection size (mechanical)	2"	2"	2"

Components for: 7GPM - 10GPM - 15GPM

3907A02 - 7GPM (0.44 LPS)
3910A02 - 10GPM (0.63 LPS)
3915A02C - 15GPM (0.94 LPS)

ITEM	Description	Part No:
1	- Latches	#3920A-9
2	- Reinforced polypropylene cover	#3910A-2
3	- Rubber gasket	#3910A-5
4	- Removable Outlet Baffle	#3910A-4
5	- Removable Inlet Baffle	#3920A03-3
6	- Directional Diffuser	#3910A-3
7	- One-piece tank	#3910A-1

Now supplied with compact flow control.



Eastern U.S. Customers
Tel: (289) 881-0120
Toll Free: 1-800-463-9572
Fax: (905) 844-0826
www.ipexamerica.com | sales@ipexamerica.com

Western U.S. Customers
Tel: (303) 373-1918
Toll Free: 1-888-461-5307
Fax: (303) 373-1923