

Night Cover (NCT) Installation Guide for TOM-L/S

1. Main Parts




Night Cover




Bracket

2. Replace Bracket

- 1) Unscrew and remove clips




2) Remove AL part and place bracket (screw holes side goes to the back)




3) Assemble with clips and screw

3. Securely place magnetic Night Cover on the top panel or to rear of the case.

4. Pull the night cover down and attach its magnetic metal bar to the bracket.



Night Cover location



magnetic metal bar