



# DISHTABLE SORTING SHELVES

Item #: \_\_\_\_\_ Qty #: \_\_\_\_\_  
 Model #: \_\_\_\_\_  
 Project #: \_\_\_\_\_



## TRADITIONAL DESIGN

### FEATURES:

A solid die formed wall mounted rack shelf with solid end brackets.

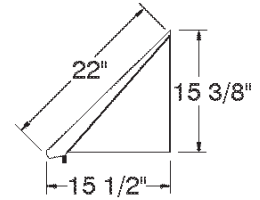

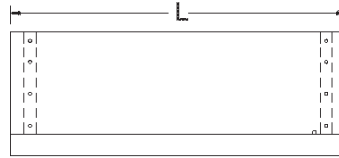
### CONSTRUCTION:

TIG-welded with exposed areas blended to a satin finish.

### MATERIAL:

Brackets are 16 gauge type 300 series stainless steel.

Shelf is 16 gauge type 300 series stainless steel.



MODEL #	# of Racks	L	Wt
DT-6R-11	1	22"	20 lbs.
DT-6R-12	2	42"	30 lbs.
DT-6R-13	3	62"	40 lbs.
DT-6R-14	4	82"	50 lbs.



## KD TUBULAR DESIGN

### FEATURES:

A dual purpose open tubular design wall mounted rack shelf with solid end brackets bolted in field. Unit completely knock down.

### CONSTRUCTION:

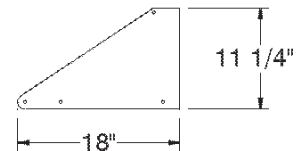


No welds. Unit is supplied with assembly hardware.

### MATERIAL:

Brackets are 16 gauge type 300 series stainless steel.

Tubing is 1 5/8" diameter stainless steel 18 gauge tubing.

Stainless steel bolts (included).



MODEL #	# of Racks	L	Wt
DT-6R-21	1	22"	15 lbs.
DT-6R-22	2	42"	23 lbs.
DT-6R-23	3	62"	30 lbs.
DT-6R-24	4	82"	38 lbs.



Customer Service Available To Assist You **1-800-645-3166** 8:30 am - 8:00 pm E.S.T.

Email Orders To: [customer@advancetabco.com](mailto:customer@advancetabco.com). For Smart Fabrication™ Quotes, Email To: [smartfab@advancetabco.com](mailto:smartfab@advancetabco.com) or Fax To: 631-586-2933

**NEW YORK**  
 Fax: (631) 242-6900

**GEORGIA**  
 Fax: (770) 775-5625

**TEXAS**  
 Fax: (972) 932-4795

**NEVADA**  
 Fax: (775) 972-1578

# DTA-79 DISHTABLE RACK SHELF & UNDERSHELVES



Recommended for D, G and U-Shaped Series Dishtables Only.

## TABLE MOUNTED TUBULAR, DOUBLE SIDED DESIGN

Mounts to backsplash and end roll of dishtable

### FEATURES:

A dual purpose double sided open tubular design table mounted rack shelf with solid end plates.

### CONSTRUCTION:

All stainless steel posts, cross-tubes & end plates.

Mounts to dishtable with stainless steel bolts Ships Knocked Down\*.

Easily assembles with simple tool.

### MATERIAL:

End Plates are 14 gauge type 304 series stainless steel.

Tubing is 1 5/8" diameter 18 gauge type 300 stainless steel tubing.

### CENTER SUPPORT PROVIDED FOR 9' AND LONGER SHELVES

Shelf shipped separated from table to reduce freight costs and chance of shipping damage. Center support can be positioned to accommodate rack size.


MODEL #	Qty.
DTA-79	

Per Linear Foot. Minimum Length 48"

\*May ship pre-assembled from factory where special applications exist



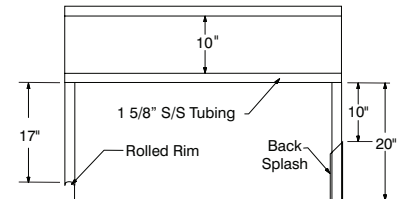
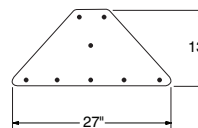

**OPTION 1: Lower Angle**  
(Racks cannot be back to back)



**OPTION 2: Higher Angle**  
For back to back storage  
(For maximum rack storage)



When using DTA-79 as a pass-thru for a glass rack, use **OPTION 2** (see above). This will allow the rack to pass through the middle (10" Clearance).



## STAINLESS STEEL UNDERSHELVES

### FEATURES:

Stainless steel construction featuring the adjustable die cast leg clamp.

### CONSTRUCTION:

No welds. Shelf completely die formed.

### MATERIAL:

Stainless steel.

MODEL #	L	Wt.
DTA-SS-18	18"	11 lbs.
DTA-SS-24	24"	13 lbs.
DTA-SS-30	30"	15 lbs.
DTA-SS-42	42"	20 lbs.
DTA-SS-54	54"	23 lbs.
DTA-SS-66	66"	30 lbs.

MODEL #	L	Wt.
DTA-SS-78	78"	35 lbs.
DTA-SS-90	90"	39 lbs.
DTA-SS-102	102"	45 lbs.
DTA-SS-114	114"	50 lbs.
DTA-SS-126	126"	55 lbs.
DTA-SS-138	138"	59 lbs.

Size Undersheff to be at least 6" shorter than dishtable.

