



BEVERAGE-AIR

Project: _____

AIA#

Item: _____

Location: _____

SIS#

Approved: _____

BB BAR EQUIPMENT - BACK BAR REFRIGERATOR

BB72HC Sliding Glass Door
Hydrocarbon Series

MODEL:
BB72HC-1-GS-B
BB72HC-1-GS-S

BB72HC Back Bar Refrigerators: Sliding Door Series

3 Year Parts/Labor Warranty
Additional 2 Year Compressor Warranty

CABINET CONSTRUCTION

- Black or stainless steel exterior
- Interior construction utilizes galvanized steel on walls and ceiling, heavy duty stainless steel floor
- Full electronic control
- Heavy duty stainless steel floor
- Galvanized sub-top standard
- Two (2) epoxy coated shelves per section, standard
- Self-closing sliding glass doors have black frame regardless of finish
- Stay-open feature
- LED lighting
- Packaged products only
- Compressor available on left or right, specify at time of unit order
- Balanced, forced air refrigeration system provides rapid chilling of product
- Maintains product temperature between 36°F and 38°F



BB72HC-1-GS-S
(Black model shown)

OPTIONS & ACCESSORIES

- For Stainless steel interior (refer to -F models)
- 2" Stainless steel top
- Wine model (40°-60° models)
- Wine shelf divider
- Pass-thru models available
- Food rated models available
- Additional shelves
- Additional shelf clips
- 3" or 6" casters
- 6" Black legs
- Remote option (Refrigerant must be specified at time of order, see note on back on page)

REFRIGERATION SYSTEM

- Refrigeration system uses R290 refrigerant to comply with all environmental concerns
- Automatic, non-electric defrost
- Epoxy coated evaporator coil



3779 Champion Blvd., Winston-Salem, NC 27105
1-888-845-9800 Fax: 1-336-245-6453
Beverage-Air.com Sales@bevair.com



BEVERAGE-AIR

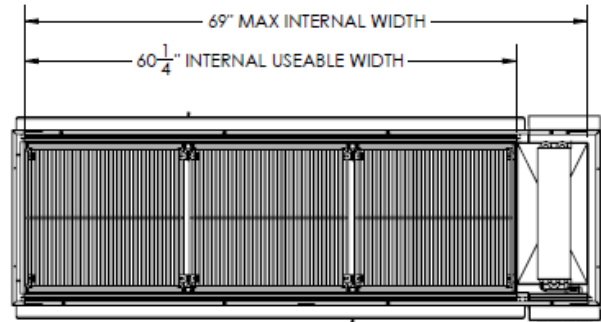
Bar Equipment-Back Bar Refrigerator Sliding Glass Door

Model: BB72HC-1-GS-B, BB72HC-1-GS-S

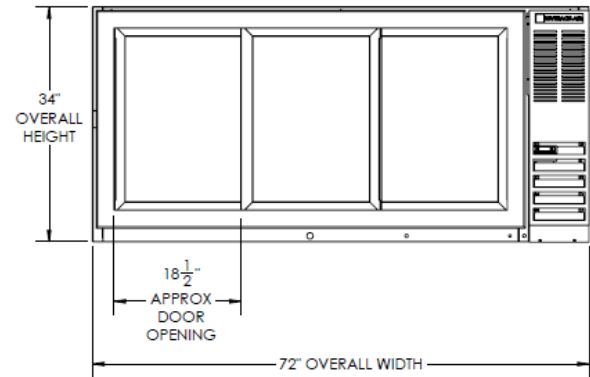
| MODEL | BB72HC-1-GS-B | BB72HC-1-GS-S |
|----------------------------------|---------------|---------------|
| EXTERNAL DIMENSIONAL DATA | | |
| Width Overall | 72" | 72" |
| Depth Overall | 23 5/8" | 23 5/8" |
| Height Overall | 34" | 34" |
| Number of Doors | 3 | 3 |
| Door Opening (in) | - | - |
| INTERNAL DIMENSIONAL DATA | | |
| NET Capacity (cubic ft.) | 19.92 | 19.92 |
| Internal Width Overall (in) | 60 1/4" | 60 1/4" |
| Internal Depth Overall (in) | 18 1/2" | 18 1/2" |
| Internal Height Overall (in) | 28" | 28" |
| Number of Shelves | 6 | 6 |
| Number of Kegs | 3 | 3 |
| ELECTRICAL DATA | | |
| Full Load Amperes *115/60/1 | 3.1 | 3.1 |
| REFRIGERATION DATA | | |
| Horsepower* | 1/3 | 1/3 |
| Capacity (BTU/Hr)* | 1942 | 1942 |
| WEIGHT DATA | | |
| Gross Weight (Crated lbs) | 381 lbs | 381 lbs |
| Height - Crated | 43" | 43" |
| Width - Crated | 75" | 75" |
| Depth - Crated | 27" | 27" |

*NOTE: Remote units are field wired and comes with 6" legs. Refrigerant must be specified at time of order.

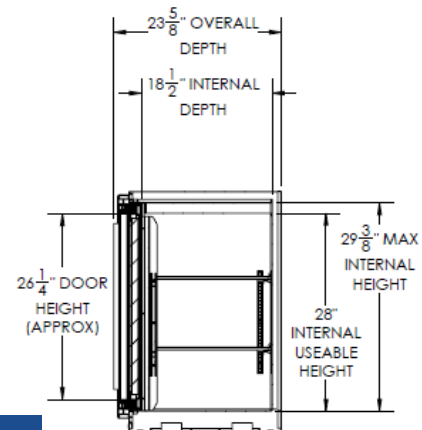
Model Views



Plan View



Elevation View



Side View

ELECTRICAL CONNECTION



115/60/1
NEMA-5-15P

Units pre-wired at factory and include 8' long cord and plug set.



an Ali Group Company



The Spirit of Excellence

3779 Champion Blvd., Winston-Salem, NC 27105
1-888-845-9800 Fax: 1-336-245-6453
Beverage-Air.com sales@bevair.com