



# BEVERAGE-AIR

Project: \_\_\_\_\_

AIA#

Item: \_\_\_\_\_

Location: \_\_\_\_\_

SIS#

Approved: \_\_\_\_\_

## BM BAR EQUIPMENT-BARMOBILE

### BM23HC Portable Draft Beer Dispenser

### Hydrocarbon Series

**MODELS:**

**BM23HC-B**

**BM23HC-S**

BM23HC Draft Beer Equipment Barmobile: BM Series



**BM23HC-B**



**BM23HC-S**

**3 Year Parts/Labor Warranty**  
**Additional 2 Year Compressor Warranty**

### CABINET CONSTRUCTION

- Exterior is wear resistant vinyl on steel in black or stainless steel finish
- Top is made from heavy-duty stainless steel including drip tray
- Interior construction utilizes galvanized steel on walls and ceiling, doorsill is stainless steel, reinforced floor made from heavy duty stainless steel
- Full electronic control
- Tower has continuous source of cold air
- Three-inch (3") insulated tower with single faucet
- Beer waste bottle to capture beer from drain
- Self-closing doors with locks, standard
- Magnetic door gaskets for positive door sealing
- Field reversible doors
- Four inch heavy duty casters

### OPTIONS & ACCESSORIES

- Outdoor models
- Stainless steel or black exterior club models available
- Wine models available
- Wine tap
- 1- 4 faucet
- 2, 3, or 4-way manifold
- Leg accessory kit
- Dial/digital thermometer
- Glass rinser

### REFRIGERATION SYSTEM

- Refrigeration system uses R290 refrigerant to comply with all environmental concerns
- Heavy-duty forced air refrigeration
- Automatic, non-electric evaporator
- Epoxy coated evaporator coil



3779 Champion Blvd., Winston-Salem, NC 27105  
1-888-845-9800 Fax: 1-336-245-6453  
Beverage-Air.com sales@bevair.com

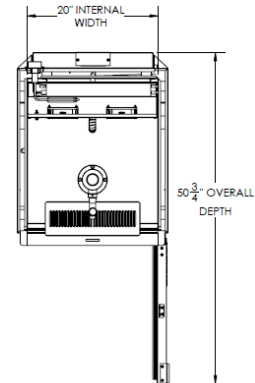


# BEVERAGE-AIR

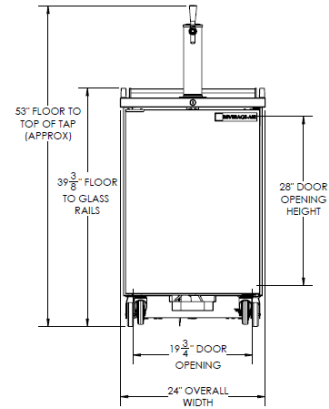
## Bar Equipment-Portable Draft Beer Dispenser Models: BM23HC-B, BM23HC-S

MODEL	BM23HC-B	BM23HC-S
<b>EXTERNAL DIMENSIONAL DATA</b>		
Width Overall	24"	24"
Depth Overall	30 1/8"	30 1/8"
Height Overall on Casters	53"	53"
Number of Doors	1	1
Depth With Door Open 90°	50 3/4"	50 3/4"
Clear Door Opening (in)	19 3/4" x 28"	19 3/4" x 28"
<b>INTERNAL DIMENSIONAL DATA</b>		
NET Capacity (cubic ft.)	7.66	7.66
Internal Width Overall (in)	20"	20"
Internal Depth Overall (in)	22 1/4"	22 1/4"
Internal Height Overall (in)	23 1/2"	23 1/2"
Number of Kegs	1	1
<b>ELECTRICAL DATA</b>		
Full Load Amperes 115/60/1	2	2
<b>REFRIGERATION DATA</b>		
Horsepower	1/6	1/6
Capacity (BTU/Hr)*	993	993
<b>WEIGHT DATA</b>		
Gross Weight (Crated lbs)	176 lbs	174 lbs
Height - Crated	43"	43"
Width - Crated	27"	27"
Depth - Crated	32 1/2"	32 1/2"

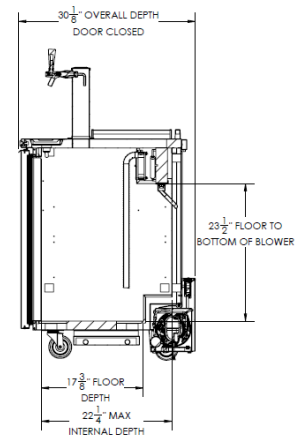
### Model Views



Plan View



Elevation View



Side View

### ELECTRICAL CONNECTION



115/60/1  
NEMA-5-15P

Units pre-wired at factory and include 8' long cord and plug set.



an Ali Group Company



The Spirit of Excellence

3779 Champion Blvd., Winston-Salem, NC 27105  
1-888-845-9800 Fax: 1-336-245-6453