



BEVERAGE-AIR

3779 Champion Blvd., Winston-Salem, NC 27105
1-888-845-9800 Fax# 1-336-245-6453
<http://www.Beverage-Air.com>

Designed to perform in high ambient conditions

Item No. _____
Quantity _____

**DRAFT BEER EQUIPMENT
DIRECT DRAW DISPENSERS
DD SERIES**

**MODELS:
DD78-1-B-12T
DD78-1-S-12T**

3 Year Parts/Labor Warranty Additional 2 Year Compressor Warranty

CABINET CONSTRUCTION

Standard, cabinet exterior construction includes attractive, wear resistant vinyl on steel in black exterior finish. Top is made from heavy-duty stainless steel including drip tray(s) for easy cleaning. Stainless steel exterior model available.

Doors are self-closing and include key locks. Magnetic gaskets provide positive door sealing.

Standard interior construction utilizes galvanized steel walls and ceiling. Reinforced floor and door sills are made from heavy-duty stainless steel to provide long lasting service.

Foamed-in-place CFC and HCFC-free polyurethane insulation enhances the structural strength of the cabinet and helps increase energy efficiency.

Polished stainless steel 12 tap tower is adapted to have a continuous source of cold air channeled into it to keep beer at its coldest, best quality the moment it is dispensed.

Drain tube located at bottom front of cooler for connection to floor drain.

REFRIGERATION

Models feature forced air refrigeration to keep beer in kegs ice cold for dispensing. Refrigeration system uses R134a refrigerant, which is CFC and HCFC-free for compliance with environmental safety concerns.

ELECTRICAL

Units wired at factory and ready for connection to a 115/60/1 phase, 15 amp dedicated outlet. 8' long cord and plug set included.

SPECIAL FEATURES

- Stainless options available
- Drain tube located at bottom front of cooler for connection to floor drain.



DD78-1-B-12T



Available From:

*Note: Not all markings may apply to all model variations.

Model Specified _____	Store# _____
Location _____	Quantity _____

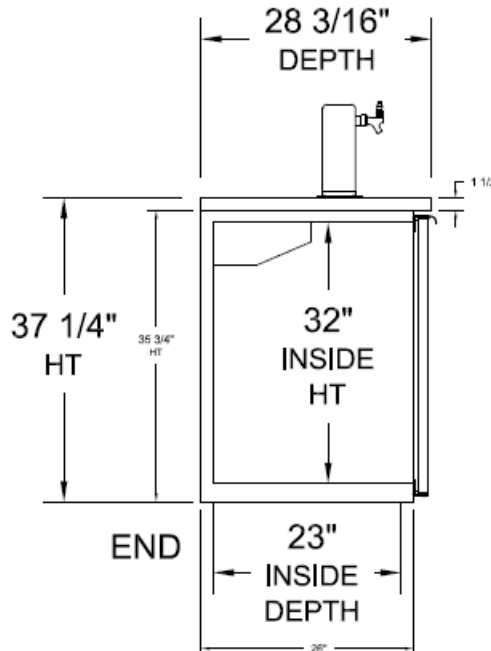
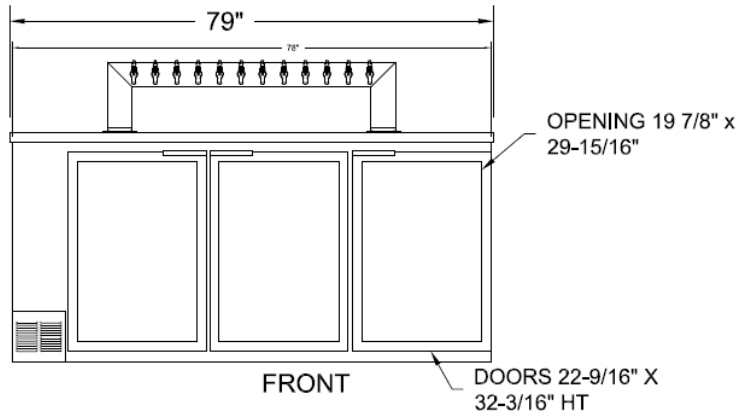
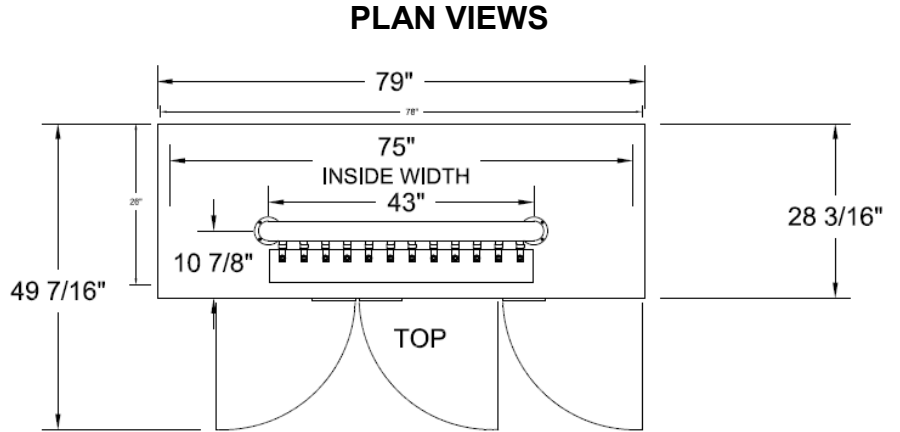


BEVERAGE-AIR

Direct Draw Dispensers

Models: DD78-1-B-12T, DD78-1-S-12T

MODEL	DD78-1-B-12T	DD78-1-S-12T
EXTERNAL DIMENSIONAL DATA		
Length Overall (inches)	79"	79"
Length Overall (mm)	2007	2007
Depth Overall (inches)	28 3/16"	28 3/16"
Depth Overall (mm)	716	716
Height Overall— (inches)	37 1/4"	37 1/4"
Height Overall— (mm)	946	946
Depth with door open (inches)	49 7/16"	49 7/16"
Number of doors	3	3
INTERNAL DIMENSIONAL DATA		
NET Capacity (cubic ft.)	34.2	34.2
NET Capacity (Liters)	968	968
Internal Length Overall (inches)	75"	75"
Internal Length Overall (mm)	1905	1905
Internal Depth Overall (inches)	23"	23"
Internal Depth Overall (mm)	584	584
Internal Height Overall (inches)	32"	32"
Internal Height Overall (mm)	813	813
Number of Kegs (1/2 barrel)	4	4
ELECTRICAL DATA		
Full Load Amperes 115/60/1	7.4	7.4
ENERGY CONSUMPTION (KWH)		
	4.02	4.02
REFRIGERATION DATA		
Horsepower	1/3	1/3
WEIGHT DATA		
Gross Weight (Crated lbs)	400	431
Gross Weight (Crated kg)	181	195



*Note: Not all markings may apply to all model variations.
 *N/A: Not available at time of printing.

ELECTRICAL CONNECTION

Units pre-wired at factory and include 8' long cord and plug set.



115/60/1
NEMA-5-15P

BEVERAGE-AIR® CORPORATION

3779 Champion Blvd. • Winston-Salem, NC 27105 USA • (336) 245-6400 • Fax (336) 245-6453 • (888) 845-9800 • www.beverage-air.com

Specifications are subject to change without prior notice. 03/17