



BEVERAGE-AIR

Project: _____	AIA#
Item: _____	
Location: _____	SIS#
Approved: _____	

HR HORIZON TOP MOUNT REACH-IN

HR1W Wide Solid Door Top Mount Reach-In Refrigerator

MODELS:
HR1W-1S



HR1W-1S

3 Year Parts/Labor Warranty
Additional 2 Year Compressor Warranty

CABINET CONSTRUCTION

- Exterior is stainless steel front and gray painted sides
- Interior liner is made of corrosion resistant aluminum
- Full electronic control
- One piece grille
- LED interior light
- Self-closing door with 120° stay-open feature, on cam-lift hinges
- Field reversible doors are easily removed for service and cleaning
- Magnetic gasket attached to each door for positive seal
- Door lock
- Anti-microbial door handles
- Three (3) heavy duty epoxy coated wire shelves
- Four (6") Heavy-duty casters, two (2) with brakes
- Maintains product temperatures between 36 - 38°F

OPTIONS & ACCESSORIES

- Glass doors
- Door locks
- Epoxy shelves, Clips
- Shelf slide
- Stainless steel breaker
- 6" Legs
- 3" Casters
- Remote option

REFRIGERATION SYSTEM

- Refrigeration system uses R134a refrigerant to comply with all environmental concerns
- Automatic, non-electric defrost
- Epoxy coated evaporator coil

HR1W Top Mount Reach-In: Horizon Series



3779 Champion Blvd., Winston-Salem, NC 27105
1-888-845-9800 Fax: 1-336-245-6453
Beverage-Air.com sales@bevair.com



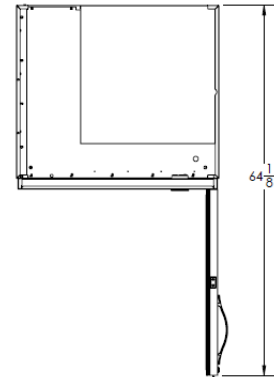
BEVERAGE-AIR

MODEL	HR1W-1S
EXTERNAL DIMENSIONAL DATA	
Width Overall	35"
Depth Overall with Handle	33 5/8"
Height Overall with 6" Casters	84 1/2"
Number of Doors	1
Depth with Door Open 90 °	64 1/8"
Door Opening (in)	30 1/2" x 61 1/2"
Shelves	29 81/100" x 26" (3)
INTERNAL DIMENSIONAL DATA	
NET Capacity (cubic ft.)	30.76
Internal Width Overall (in)	31"
Internal Depth Overall (in)	26"
Internal Height Overall (in)	61 5/8"
Number of Shelves	3
ELECTRICAL DATA	
Full Load Amperes 115/60/1	5.8
REFRIGERATION DATA	
Horsepower	1/3
WEIGHT DATA	
Gross Weight	418 lbs
Height - Crated	88"
Width - Crated	37"
Depth - Crated	36"

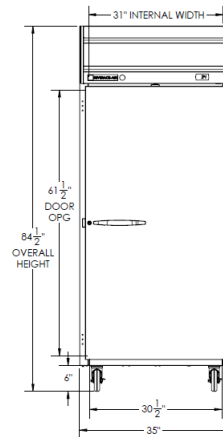
Top Mount Reach-In Refrigerator

Model: HR1W-1S

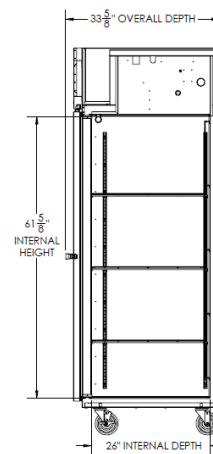
Model Views



Plan View



Elevation View



Side View

ELECTRICAL CONNECTION



115/60/1
NEMA-5-15P

Units pre-wired at factory and include 8' long cord and plug set.



an Ali Group Company



The Spirit of Excellence

3779 Champion Blvd., Winston-Salem, NC 27105
1-888-845-9800 Fax: 1-336-245-6453
Beverage-Air.com sales@bevair.com