



BEVERAGE-AIR

Project: _____

AIA#

Item: _____

Location: _____

SIS#

Approved: _____

LUMAVUE™ MERCHANDISERS

LV23HC Hinged Glass Door Model

Hydrocarbon Series

MODELS:

LV23HC-1-W

LV23HC Lumavue™ Merchandiser: Glass Doors



LV23HC-1-W

3 Year Parts/Labor Warranty
Additional 2 Year Compressor Warranty

CABINET CONSTRUCTION

- Standard cabinet exterior finish is heavy duty steel with a white baked on durable coating
- Heavy duty interior construction includes white coated steel walls
- Full electronic control
- Modern one piece grille
- Double pane lowE argon filled glass doors feature inside and outside panes that are tempered for added safety
- Self-closing hinged glass door features recessed, pocked door handle
- Door provides automatic hold open feature
- Five (5) epoxy coated shelves standard
- LED lighting
- Whisper quiet refrigeration system
- Maintains product temperatures between 32°-40°F
- Certified for open food product
- Field reversible door

OPTIONS & ACCESSORIES

- Black or stainless steel exterior
- Black or stainless steel interior
- Door locks
- Wine rack
- Wine temperature model available
- Extra shelves
- 3", 6" Casters or 6" legs
- Remote
- Gravity flo kits
- Custom graphic and signage

REFRIGERATION SYSTEM

- Refrigeration system uses R290 refrigerant to comply with all environmental concerns
- Automatic, non-electric evaporator
- Epoxy coated evaporator coil



3779 Champion Blvd., Winston-Salem, NC 27105
1-888-845-9800 Fax: 1-336-245-6453
Beverage-Air.com sales@bevair.com



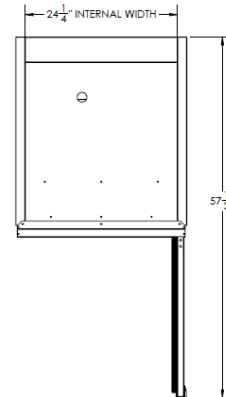
BEVERAGE-AIR

Glass Door Merchandisers - Hinged Door Models

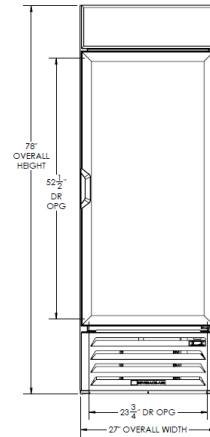
Models: LV23HC-1-W

MODEL	LV23HC-1-W
EXTERNAL DIMENSIONAL DATA	
Width Overall	27"
Depth Overall with Handle	32 1/4"
Height Overall	78"
Number of Doors	1
Depth with Door Open 90°	57 1/2"
Door Opening (in)	23 3/4" x 52 1/2"
INTERNAL DIMENSIONAL DATA	
NET Capacity (cubic ft.)	23.01
Internal Width Overall (in)	24 1/4"
Internal Depth Overall (in)	26"
Internal Height Overall (in)	53"
Number of Shelves	5
ELECTRICAL DATA	
Full Load Amperes 115/60/1	3
REFRIGERATION DATA	
Horsepower	1/4
Capacity (BTU/Hr)*	1480
WEIGHT DATA	
Gross Weight (Crated lbs)	366 lbs
Height - Crated	85"
Width - Crated	30"
Depth - Crated	35"

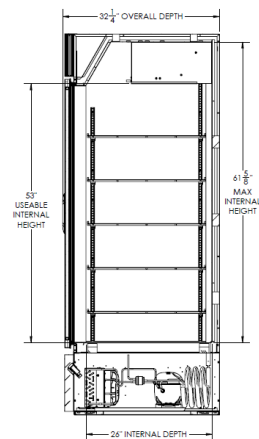
Model Views



Plan View



Elevation View



Side View

ELECTRICAL CONNECTION



115/60/1
NEMA-5-15P

Units pre-wired at factory and include 8' long cord and plug set.



an Ali Group Company



The Spirit of Excellence

3779 Champion Blvd., Winston-Salem, NC 27105
1-888-845-9800 Fax: 1-336-245-6453