



# BEVERAGE-AIR

Project: _____	AIA# _____
Item: _____	
Location: _____	SIS# _____
Approved: _____	

## LUMAVUE™ MERCHANDISERS

### LV23HC Hinged Glass Door Model

### Hydrocarbon Series

**MODELS:**  
**LV23HC-1-B**



**LV23HC-1-B**

**3 Year Parts/Labor Warranty**  
**Additional 2 Year Compressor Warranty**

#### CABINET CONSTRUCTION

- Standard cabinet exterior finish is heavy duty steel with a black baked on durable coating
- Heavy duty interior construction includes white coated steel walls
- Full electronic control
- Modern one piece grille
- Double pane lowE argon filled glass doors feature inside and outside panes that are tempered for added safety
- Self-closing hinged glass door features recessed, pocked door handle
- Door provides automatic hold open feature
- Five (5) epoxy coated shelves standard
- LED lighting
- Whisper quiet refrigeration system
- Maintains product temperatures between 32°-40°F
- Certified for open food product
- Field reversible door

#### OPTIONS & ACCESSORIES

- ☐ White or stainless steel exterior
- ☐ White or stainless steel interior
- ☐ Door locks
- ☐ Wine rack
- ☐ Wine temperature model available
- ☐ Extra shelves
- ☐ 3", 6" Casters or 6" legs
- ☐ Remote
- ☐ Gravity flo kits
- ☐ Custom graphic and signage

#### REFRIGERATION SYSTEM

- Refrigeration system uses R290 refrigerant to comply with all environmental concerns
- Automatic, non-electric evaporator
- Epoxy coated evaporator coil

LV23HC Lumavue™ Merchandiser: Sliding Glass Doors



3779 Champion Blvd., Winston-Salem, NC 27105  
1-888-845-9800 Fax: 1-336-245-6453  
Beverage-Air.com sales@bevair.com

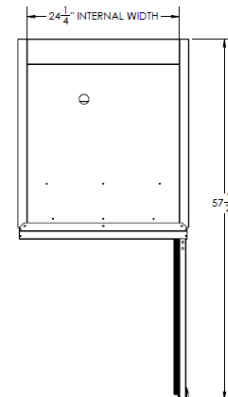


# BEVERAGE-AIR

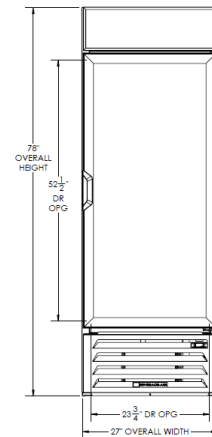
MODEL	LV23HC-1-B
<b>EXTERNAL DIMENSIONAL DATA</b>	
Width Overall	27"
Depth Overall with Handle	32 1/4"
Height Overall	78"
Number of Doors	1
Depth with Door Open 90°	57 1/2"
Door Opening (in)	23 3/4" x 52 1/2"
<b>INTERNAL DIMENSIONAL DATA</b>	
NET Capacity (cubic ft.)	23.01
Internal Width Overall (in)	24 1/4"
Internal Depth Overall (in)	26"
Internal Height Overall (in)	53"
Number of Shelves	5
<b>ELECTRICAL DATA</b>	
Full Load Amperes 115/60/1	3
<b>REFRIGERATION DATA</b>	
Horsepower	1/4
Capacity (BTU/Hr)*	1480
<b>WEIGHT DATA</b>	
Gross Weight (Crated lbs)	366 lbs
Height - Crated	85"
Width - Crated	30"
Depth - Crated	35"

## Glass Door Merchandisers - Hinged Door Models Models: LV23HC-1-B

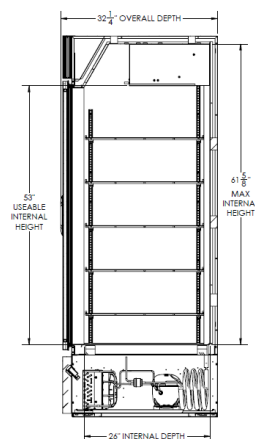
### Model Views



Plan View



Elevation View



Side View

### ELECTRICAL CONNECTION



115/60/1  
NEMA-5-15P

Units pre-wired at  
factory and include 8'  
long cord and plug set.



an Ali Group Company



The Spirit of Excellence

3779 Champion Blvd., Winston-Salem, NC 27105  
1-888-845-9800 Fax: 1-336-245-6453