



BEVERAGE-AIR

Project: _____

AIA#

Item: _____

Location: _____

SIS#

Approved: _____

LV66 LUMAVUE™ MERCHANDISERS

LV66HC Sliding Glass Door Model

Hydrocarbon Series

MODELS:

LV66HC-1-B



LV66HC-1-B

**3 Year Parts/Labor Warranty
Additional 2 Year Compressor Warranty**

CABINET CONSTRUCTION

- Standard cabinet exterior finish is heavy duty steel with a black baked on durable coating
- Heavy duty interior construction includes white coated steel walls
- Full electronic control
- Modern one piece grille
- Three sliding glass door(s)
- Sliding glass door models have black frames regardless of exterior finish
- Hold open feature is standard
- Five (5) epoxy coated shelves per section, standard
- Brightly lighted sign panel
- LED lighting
- Maintains product temperatures between 32°-40°F
- Certified for open food product

OPTIONS & ACCESSORIES

- White or stainless steel exterior
- White or stainless steel interior
- Door locks
- Wine rack
- Wine temperature model available
- Extra shelves
- 3", 6" Casters or 6" legs
- Remote
- Gravity flo kit
- Custom graphics and signage

REFRIGERATION SYSTEM

- Refrigeration system uses R290 refrigerant to comply with all environmental concerns
- Automatic, non-electric evaporator
- Epoxy coated evaporator coil

LV66HC LumaVue™ Merchandiser: Sliding Glass Door Models



3779 Champion Blvd., Winston-Salem, NC 27105
1-888-845-9800 Fax: 1-336-245-6453
Beverage-Air.com sales@bevair.com

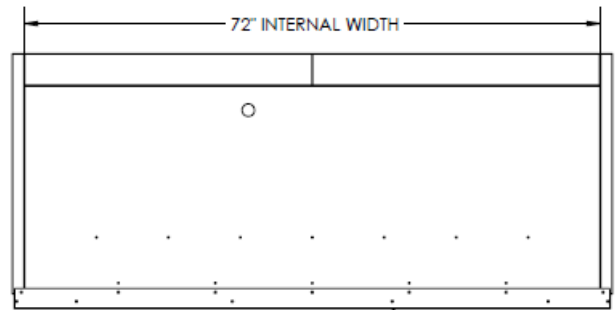


BEVERAGE-AIR

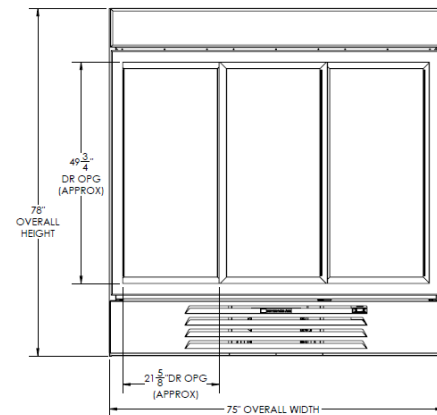
Glass Door Merchandisers - Hinged Door Models Models: LV66HC-1-B

MODEL	LV66HC-1-B
EXTERNAL DIMENSIONAL DATA	
Width Overall	72"
Depth Overall	32 1/8"
Height Overall	78"
Number of Doors	3
Door Opening (in)	21 5/8" x 49 3/4"
INTERNAL DIMENSIONAL DATA	
NET Capacity (cubic ft.)	68.93
Internal Width Overall (in)	72"
Internal Depth Overall (in)	26"
Internal Height Overall (in)	61 5/8"
Internal Height Useable (in)	53"
Number of Shelves	15
ELECTRICAL DATA	
Full Load Amperes 115/60/1	6.2
REFRIGERATION DATA	
Horsepower	1/2
Capacity (BTU/Hr)*	2808
WEIGHT DATA	
Gross Weight (Crated lbs)	681 lbs
Height - Crated	85"
Width - Crated	77"
Depth - Crated	36"

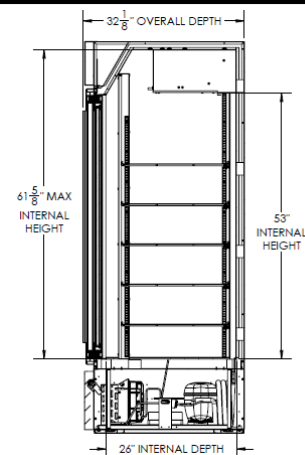
Model Views



Plan View



Elevation View



Side View

ELECTRICAL CONNECTION



115/60/1
NEMA-5-15P

Units pre-wired at factory and include 8' long cord and plug set.



an Ali Group Company



The Spirit of Excellence

3779 Champion Blvd., Winston-Salem, NC 27105
1-888-845-9800 Fax: 1-336-245-6453