



BEVERAGE-AIR

Project: _____	AIA#
Item: _____	
Location: _____	SIS#
Approved: _____	

WTRCS COOKSTAND REFRIGERATOR

WTRCS52-1 52" Worktop Refrigerator with Two Drawers

MODEL:
WTRCS52-1



WTRCS52-1

3 Year Parts/Labor Warranty
Additional 2 Year Compressor Warranty

CABINET CONSTRUCTION

- Stainless steel front, sides, drawers and grille (galvanized back & bottom)
- Interior liner is made of corrosion resistant aluminum
- Full electronic control
- 52" Worktop
- Drawers provide ample food product storage
- Full marine drip-guard to prevent spills from dripping over the edge
- Dynamic load rating of 275 lbs per drawer
- 12 gauge drawer slides with 3 Delrin encased stainless steel roller bearings per each drawer slides - *LIFETIME WARRANTY ON ALL DRAWERS AND SLIDES*
- Heavy duty, fire-proof, reinforced insulated 16 gauge top
- Accommodates 6" deep pans in top & bottom drawers
- Self-closing feature engages in the last 1-2" of travel
- 6" Casters, 2 with brakes standard
- Operates at 36°-38°F for optimum food preservation

OPTIONS & ACCESSORIES

- 6" Legs
- 3" Casters
- Gasket guards
- Worktop size options
- Flat top option
- Remote option

REFRIGERATION SYSTEM

- Refrigeration system uses R134a refrigerant to comply with all environmental concerns
- Automatic, non-electric defrost
- Epoxy coated evaporator coil

WTRCS52-1 Refrigerator with 2 Drawers: Worktop Series



3779 Champion Blvd., Winston-Salem, NC 27105
1-888-845-9800 Fax: 1-336-245-6453
Beverage-Air.com sales@bevair.com

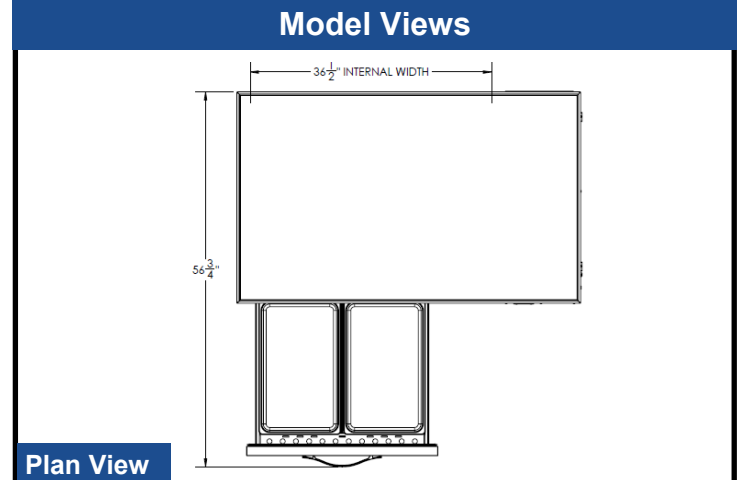


BEVERAGE-AIR

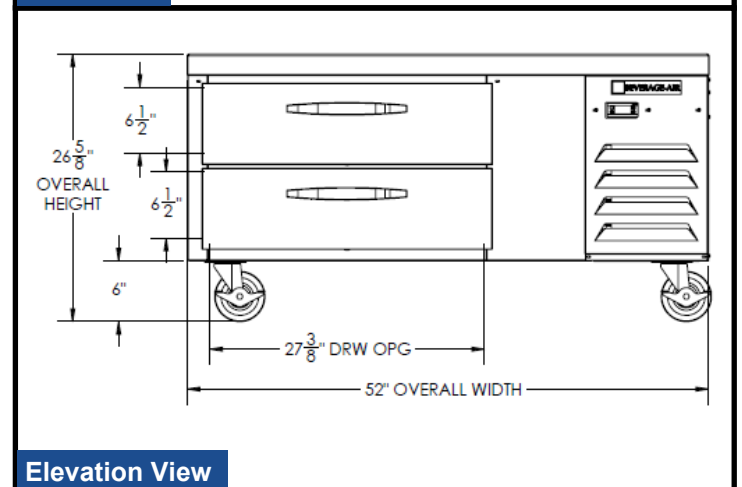
Worktop Refrigerators – With 2 Drawers

Models: WTRCS52-1

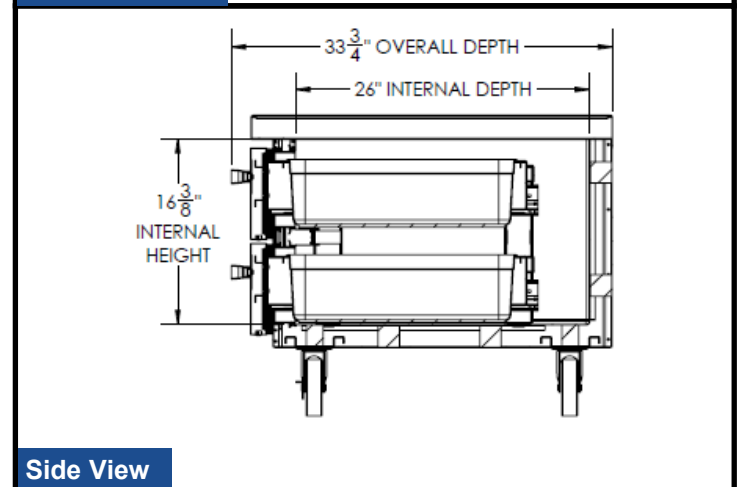
MODEL	WTRCS52-1
EXTERNAL DIMENSIONAL DATA	
Width Overall	52"
Depth Overall	33 3/4"
Height Overall with 6" Casters	26 5/8"
Number of Drawers	2
Depth with Drawer Extended	56 3/4"
Clear Drawer Opening (in)	27 3/8" x 6 1/2"
INTERNAL DIMENSIONAL DATA	
NET Capacity (cubic ft.)	8.99
Internal Width Overall (in)	36 1/2"
Internal Depth Overall (in)	26"
Internal Height Overall (in)	16 3/8"
ELECTRICAL DATA	
Full Load Amperes 115/60/1	4.5
REFRIGERATION DATA	
Horsepower	1/3
Capacity (KWH)*	1650
WEIGHT DATA	
Gross Weight (Crated lbs)	380 lbs
Height - Crated	26"
Width - Crated	57 1/2"
Depth - Crated	38"



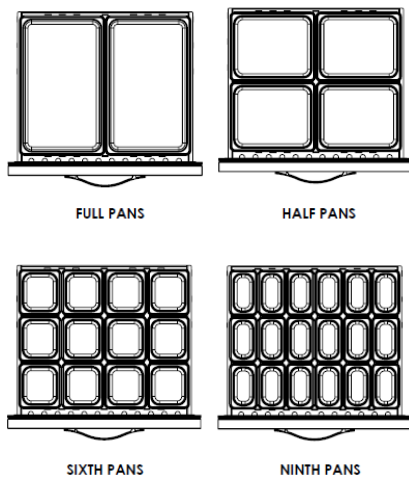
Plan View



Elevation View



Side View



ELECTRICAL CONNECTION



115/60/1
NEMA-5-15P

Units pre-wired at factory and include 8' long cord and plug set.



an Ali Group Company



The Spirit of Excellence

3779 Champion Blvd., Winston-Salem, NC 27105
1-888-845-9800 Fax: 1-336-245-6453
Beverage-Air.com sales@bevair.com