



Electrolux



Electrolux

EMPower
Ambient Stainless Steel Worktop - 4"

EMPower Ambient Stainless Steel Worktop - 4"

ITEM # _____

MODEL # _____

NAME # _____

SIS # _____

AIA # _____



EMPower

Ambient Stainless Steel Worktop - 4"

169129 (AN4)

EMPower Restaurant Range worktop, ambient, 4", stainless steel construction, may be installed on refrigerated base or open cupboard

Short Form Specification

Item No. _____

EMPower unit to be Electrolux Ambient Worktop 4" (102 mm). Construction in AISI 304 Stainless Steel. Right-angled side edges to allow flush fitting between EMPower units. Supplied with 6" (150 mm) height adjustable, removable legs.

Main Features

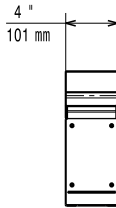
- Unit is 4" (101,5 mm) wide to provide a larger working surface.
- Unit may be installed on refrigerated base or open cupboard.
- Worktop in 304 AISI stainless steel, 2mm thick.
- Front and side panels in Stainless Steel with Scotch Brite finish.
- Right-angled side edges to allow flush fitting joints between units.
- Provided with kit for side-by-side connection between units for minimizing gaps and possible dirt traps.
- Unit may be installed on refrigerated base by removing the special pins (optional accessory model # 169048).
- Unit may be installed on open cupboard by inserting the screws provided as standard with the open cupboards.

Optional Accessories

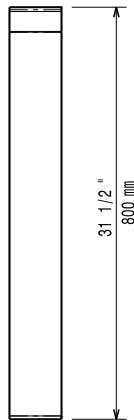
- EMPower 4 pins kit for mounting PNC unit to refrigerated/freezer. 1 kit is 169048 supplied with each EMPower refrigerated base
- EMPower back mounted rear shelf-spacer, 4" unit PNC 169094

APPROVAL: _____

Front

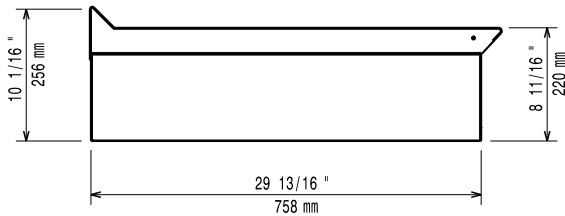


Top



EQ = Equipotential screw

Side



Key Information:

External dimensions, Width:	
169129 (AN4)	4 " (101 mm)
External dimensions, Depth:	31 1/2" (800 mm)
External dimensions, Height:	10 5/16" (262 mm)
Net weight:	9 lbs (4 kg)
Shipping width:	4 5/16" (110 mm)
Shipping depth:	33 7/16" (850 mm)
Shipping height:	11 13/16" (300 mm)
Shipping weight:	11 lbs (5 kg)
Shipping volume:	0.99 ft ³ (0.03 m ³)