



**Hand held Mixers**  
**Bermixer PRO 650W with Stainless Steel**  
**Tube 26" with constant pressure switch**

ITEM # \_\_\_\_\_  
 MODEL # \_\_\_\_\_  
 NAME # \_\_\_\_\_  
 SIS # \_\_\_\_\_  
 AIA # \_\_\_\_\_



Hand held Mixers

Bermixer PRO 650W with Stainless Steel Tube 26  
 " with constant pressure switch

**600387**  
**(BP6565U)**

Bermixer PRO, portable, ortable, hand held,  
 variable speed (up to 10000 RPM),  
 equipped with constant pressure switch,  
 handle grip, with 26" cutter tube, 1 HP, 660  
 watt, NEMA 1-15P

**Short Form Specification**

**Item No.** \_\_\_\_\_

Bermixer PRO, portable, hand held immersion blender, variable  
 speed, handle grip, with 26" stainless steel cutter tube, 1 HP, 650  
 watt, 115v/60/1. Stainless steel tubes (various lengths) and whisk  
 available upon request as an accessory, to mix, liiquidize, whip or  
 emulsify.

IP55 water protected control panel.

With NEMA 5-15P Plug

With Constant Pressure Switch

**Main Features**

- Light weight, ergonomic grip and adjustable speeds make preparation tasks fast and easy.
- Anti-splash bell knife design.
- Bayonet system makes fast and simple to exchange tools.
- Overheating warning red indicator.
- Tube, knife and whisks are dishwasher safe.
- Parts in contact with food - tube, blade, shaft - can be completely dismounted without tools for easy cleaning.
- Delivered with:  
 -flat base motor  
 -stainless steel tube  
 -space saving storing wall support.
- Designed to be used directly in stew pots up to 240 lt.
- Safety feature requires both hands to start the mixer (no volt release system).
- Removable rotor and mechanism to facilitate cleaning.
- Convenient grip and adjustable speeds make preparation tasks fast and easy.
- Very easy to use, assemble and dismantle.
- Bayonet system to easily remove accessories without the use of tools.
- Red luminous indicator flashes when the device is overloaded.
- Its light weight ensures an optimum comfort for the user.
- Thanks to its electronic speed variator, a quick press with the thumb on the selector is all you need to change speeds.
- Productivity suitable for 50 to 300 meals per service.

**Construction**

- Smart speed control to ensure the right power according to the work load.
- Power: 650 watts.
- Maximum speed 10000 rpm.
- Motor has an air cooling system and is protected against overheating (in case of long intensive work).
- Motor protected from overload by a terminal fuse (alert system).

**Included Accessories**

- 1 of Stainless Steel cutter tube 26in (553mm) PNC 650135

**Optional Accessories**

- Stainless Steel cutter tube 14in (353mm) PNC 650132
- Stainless Steel cutter tube 18in (453mm) PNC 650133
- Stainless Steel cutter tube 22in (553mm) PNC 650134
- Stainless Steel cutter tube 26in (553mm) PNC 650135
- Adjustable rail, for containers 15in - 26in PNC 653292



APPROVAL: \_\_\_\_\_



**Electrolux**

**Bermixer PRO 650W with Stainless Steel Tube 26" with constant pressure switch**

Electrolux Professional, Inc.

www.electroluxusa.com/professional

10200 David Taylor Drive, Charlotte, NC 28262 • Telephone Number: 866-449-4200 • Fax Number: 704-547-7401



**Electrolux**

**Hand held Mixers  
Bermixer PRO 650W with Stainless Steel  
Tube 26" with constant pressure switch**

- Bowl cradle for containers
- Reinforced whisk 10in

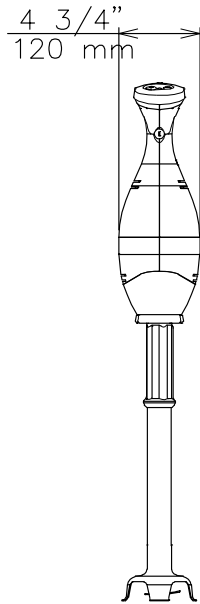
PNC 653294 □  
PNC 653578 □



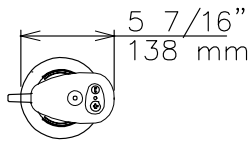
**Electrolux**

**Hand held Mixers  
Bermixer PRO 650W with Stainless Steel  
Tube 26" with constant pressure switch**

Front

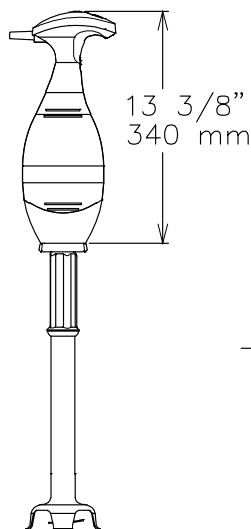


Top



EI = Electrical connection

Side



**Electric**

**Supply voltage:**

600387 (BP6565U)

110-120 V/1N ph/50/60 Hz

**Total Watts:**

0.65 kW

**Plug type:**

USA NEMA 5-15P

**Key Information:**

**External dimensions, Width:** 5 7/16" (138 mm)

**External dimensions, Depth:** 4 3/4" (120 mm)

**External dimensions, Height:** 38" (965 mm)

**Shipping width:** 14 9/16" (370 mm)

**Shipping depth:** 27 9/16" (700 mm)

**Shipping height:** 5 1/8" (130 mm)

**Shipping weight:**

11 lbs (5 kg)

**Hand held Mixers  
Bermixer PRO 650W with Stainless Steel Tube 26" with constant pressure  
switch**

The company reserves the right to make modifications to the products without prior notice. All information correct at time of printing.

2017.03.15