



## ELEMENTS series

## BASICS PLUS series

High-volume foodservice operations with constant loading and off-loading of medium to heavy products. 5-7 deliveries per week.

**Wet Storage** - Walk-in Freezers, Coolers, Warewashing Areas

**Dry Storage** - Bulk Foods, Catering Equipment, China/Dishware, Linen, Merchandising.

Medium-volume foodservice operations with constant loading and off-loading of light to medium products. 2-5 deliveries per week.

**Wet Storage** - Walk-in Freezers, Coolers, Warewashing Areas

**Dry Storage** - Bulk Foods, Catering Equipment, China/Dishware, Linen, Merchandising.

Hotels and Casinos, Restaurants, Quick-Serve Restaurants, Schools, Colleges and Universities, Healthcare, Military, Convention Centers/Stadiums, Cruise Ships, Caterers and Banquet Centers, Corporate Dining, Convenience and Grocery Stores.

Hotels and Casinos, Restaurants, Quick-Serve Restaurants, Schools, Colleges and Universities, Healthcare, Convention Centers/Stadiums, Caterers and Banquet Centers, Corporate Dining, Convenience Stores, Yogurt Shops and Cafés.

Posts and traverses are made from a revolutionary composite material that is light in weight yet strong enough to withstand rigorous loading conditions.

Posts and traverses are made from the same revolutionary composite material as Elements Series. Slim design is lighter in weight, yet durable and strong enough to withstand a wide variety of storage conditions.

Easy to assemble.

Easy to assemble.

**Stationary Unit:** 800 lbs. per shelf, 2000 lbs. per unit.  
**Mobile Unit:** 750 lbs. per unit.  
**Corner and U-Shape Unit:** 400 lbs. per shelf, 1600 lbs. per unit.

**Stationary Unit:** 700 lbs. per shelf, 1800 lbs. per unit.  
**Corner and U-Shape Unit:** 300 lbs. per shelf, 1200 lbs. per unit.

Shelf Plates, Posts and Traverses

Shelf Plates, Posts and Traverses

24", 30", 36", 42", 48", 54", 60", 72"

30", 36", 42", 48", 54", 60"

14", 18", 21", 24"

18", 21", 24"

**Stationary:** 64", 72", 84"  
**Mobile:** 70", 78" (includes casters)

**Stationary:** 64", 72", 84"

YES

NO

NO

NO

YES

YES

YES

NO

YES

NO

YES

NO

YES

NO

YES

YES

YES

NO

YES

YES

YES

NO

NO

NO

# CAMSHELVING® **BASICS PLUS** series

## WHY CHOOSE BASICS PLUS?

Just because the budget is tight and storage needs are less rigorous, it doesn't mean that shelving performance and storage efficiencies should be compromised. Basics Plus Series is made from the same high performing, strong composite material as Elements Series and has the same design features. It's lighter in weight and less in cost but still strong enough to handle light to medium storage demands.



**All Environments**  
**-36°F TO 190°F**

**Stationary**



HACCP



COMPONENT

Post Connectors, Corner Connectors, Seismic Foot, Wall Fastener, and Identification Tags are not NSF listed.

storage needs  
**LIGHT to MEDIUM**

weekly  
deliveries

**2 – 5**

# CAMSHELVING® BASICS PLUS SERIES

## Starter and Add-On Units

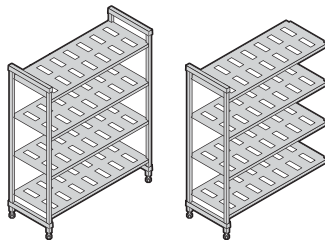
These units make ordering easy and save time and labor during installation. Units ship complete in one box. Post kits are pre-assembled at the factory, speeding up on site set up.



### 4-Shelf Vented Stationary Starter and Add-On Units

Starter units include 2 factory assembled post kits and shelves.

Add-On units include 1 factory assembled post kit and shelves.



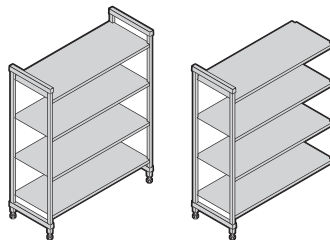
HEIGHTS	DEPTHS	LENGTHS	
<b>3</b>	<b>3</b>	<b>6</b>	
64"	18"	30"	48"
72"	21"	36"	54"
84"	24"	42"	60"

Ships in  1

### 4-Shelf Solid Stationary Starter and Add-On Units

Starter units include 2 factory assembled post kits and shelves.

Add-On units include 1 factory assembled post kit and shelves.



HEIGHTS	DEPTHS	LENGTHS	
<b>3</b>	<b>3</b>	<b>6</b>	
64"	18"	30"	48"
72"	21"	36"	54"
84"	24"	42"	60"

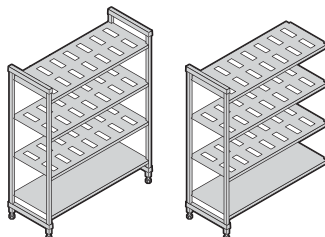
Ships in  1

### 4-Shelf Vented and Solid Stationary Starter and Add-On Units (3 vented + 1 solid)

Starter units include 2 factory assembled post kits and shelves.

Add-On units include 1 factory assembled post kit and shelves.

Install solid shelf on bottom to prevent water/cleaning solutions from sloshing up onto stored products. Install solid shelf on top to protect product stored on lower shelves from condensation in cooler.



HEIGHTS	DEPTHS	LENGTHS	
<b>3</b>	<b>3</b>	<b>6</b>	
64"	18"	30"	48"
72"	21"	36"	54"
84"	24"	42"	60"

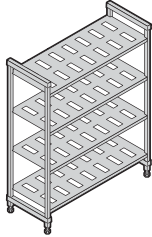
Ships in  1

**BASICS PLUS SERIES**  
**64"**  
**HEIGHT**

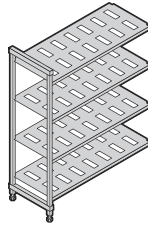
**V4**  
**4-SHELF VENTED UNITS**

Starter units include 2 factory assembled post kits and shelves. Add-on units include 1 factory assembled post kit and shelves. Units ship complete in 1 box.

**Starter**



**Add-On**



**18"**  
**DEPTH**

DIMENSIONS D x L x H	CODE	LIST PRICE EA.	CODE	LIST PRICE EA.
18" x 30" x 64"	<b>CBU183064V4</b>	\$ 334.30	<b>CBA183064V4</b>	\$ 266.95
18" x 36" x 64"	<b>CBU183664V4</b>	367.10	<b>CBA183664V4</b>	299.75
18" x 42" x 64"	<b>CBU184264V4</b>	412.30	<b>CBA184264V4</b>	344.95
18" x 48" x 64"	<b>CBU184864V4</b>	428.50	<b>CBA184864V4</b>	361.15
18" x 54" x 64"	<b>CBU185464V4</b>	473.30	<b>CBA185464V4</b>	405.95
18" x 60" x 64"	<b>CBU186064V4</b>	503.90	<b>CBA186064V4</b>	436.55

**21"**  
**DEPTH**

21" x 30" x 64"	<b>CBU213064V4</b>	\$ 362.30	<b>CBA213064V4</b>	\$ 293.25
21" x 36" x 64"	<b>CBU213664V4</b>	400.90	<b>CBA213664V4</b>	331.85
21" x 42" x 64"	<b>CBU214264V4</b>	451.90	<b>CBA214264V4</b>	382.85
21" x 48" x 64"	<b>CBU214864V4</b>	471.10	<b>CBA214864V4</b>	402.05
21" x 54" x 64"	<b>CBU215464V4</b>	522.50	<b>CBA215464V4</b>	453.45
21" x 60" x 64"	<b>CBU216064V4</b>	557.30	<b>CBA216064V4</b>	488.25

**24"**  
**DEPTH**

24" x 30" x 64"	<b>CBU243064V4</b>	\$ 378.20	<b>CBA243064V4</b>	\$ 308.60
24" x 36" x 64"	<b>CBU243664V4</b>	411.80	<b>CBA243664V4</b>	342.20
24" x 42" x 64"	<b>CBU244264V4</b>	457.20	<b>CBA244264V4</b>	387.60
24" x 48" x 64"	<b>CBU244864V4</b>	487.20	<b>CBA244864V4</b>	417.60
24" x 54" x 64"	<b>CBU245464V4</b>	529.80	<b>CBA245464V4</b>	460.20
24" x 60" x 64"	<b>CBU246064V4</b>	561.40	<b>CBA246064V4</b>	491.80

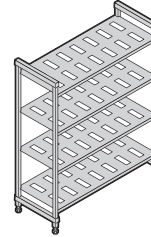
**Color:** Brushed Graphite (580).

**BASICS PLUS SERIES**  
**72"**  
**HEIGHT**

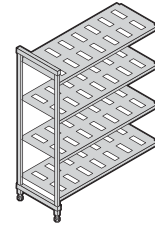
**V4**  
**4-SHELF VENTED UNITS**

Starter units include 2 factory assembled post kits and shelves. Add-on units include 1 factory assembled post kit and shelves. Units ship complete in 1 box.

**Starter**



**Add-On**



DIMENSIONS D x L x H	CODE	LIST PRICE EA.	CODE	LIST PRICE EA.
18" x 30" x 72"	<b>CBU183072V4</b>	\$ 337.30	<b>CBA183072V4</b>	\$ 268.45
18" x 36" x 72"	<b>CBU183672V4</b>	370.10	<b>CBA183672V4</b>	301.25
18" x 42" x 72"	<b>CBU184272V4</b>	415.30	<b>CBA184272V4</b>	346.45
18" x 48" x 72"	<b>CBU184872V4</b>	431.50	<b>CBA184872V4</b>	362.65
18" x 54" x 72"	<b>CBU185472V4</b>	476.30	<b>CBA185472V4</b>	407.45
18" x 60" x 72"	<b>CBU186072V4</b>	506.90	<b>CBA186072V4</b>	438.05

21" x 30" x 72"	<b>CBU213072V4</b>	\$ 365.20	<b>CBA213072V4</b>	\$ 294.70
21" x 36" x 72"	<b>CBU213672V4</b>	403.80	<b>CBA213672V4</b>	333.30
21" x 42" x 72"	<b>CBU214272V4</b>	454.80	<b>CBA214272V4</b>	384.30
21" x 48" x 72"	<b>CBU214872V4</b>	474.00	<b>CBA214872V4</b>	403.50
21" x 54" x 72"	<b>CBU215472V4</b>	525.40	<b>CBA215472V4</b>	454.90
21" x 60" x 72"	<b>CBU216072V4</b>	560.20	<b>CBA216072V4</b>	489.70

24" x 30" x 72"	<b>CBU243072V4</b>	\$ 381.20	<b>CBA243072V4</b>	\$ 310.10
24" x 36" x 72"	<b>CBU243672V4</b>	414.80	<b>CBA243672V4</b>	343.70
24" x 42" x 72"	<b>CBU244272V4</b>	460.20	<b>CBA244272V4</b>	389.10
24" x 48" x 72"	<b>CBU244872V4</b>	490.20	<b>CBA244872V4</b>	419.10
24" x 54" x 72"	<b>CBU245472V4</b>	532.80	<b>CBA245472V4</b>	461.70
24" x 60" x 72"	<b>CBU246072V4</b>	564.40	<b>CBA246072V4</b>	493.30