



Camshelving® Premium Series

Stationary Starter & Add-On Units 4 or 5 Vented Shelves

| HEIGHT | DEPTHS | LENGTHS | |
|--------|--------|---------|-----|
| 1 | 3 | 8 | |
| 72" | 18" | 24" | 48" |
| | 21" | 30" | 54" |
| | 24" | 36" | 60" |
| | | 42" | 72" |

- **Starter Units include:**
2 factory assembled post kits, 8 or 10 shelf traverses and shelf plates.
 - **Add-On Units include:**
1 factory assembled post kit, 8 or 10 shelf traverses and shelf plates.
- All units ship complete in 1 box, except 72" long units which ship in kits (post kits are unassembled) due to overall unit weight.



Features & Benefits

- Designed for use in high-volume operations with constant loading of heavy products and frequent daily deliveries.
- Use in walk-in coolers, freezers, dry storage, warewashing areas, loading docks or front of the house. Withstands storage temperatures -36° to 190°F (-38° to 88°C). Impervious to moisture, chemicals, salt, food acids and humidity.
- Posts and traverses have a steel core and smooth polypropylene exterior for superior strength and durability. Traverse dovetails are molded into posts.
- Smooth polypropylene shelf plates contain Camguard, an antimicrobial technology that inhibits the growth of mold, fungus and bacteria that may cause odors, stains and product degradation.
- Shelving Units interconnect in straight lines with shared posts. Uniquely engineered Post Connectors offer exceptional cross stabilization. Weight bearing is uncompromised and space is maximized. No add-on clips or "S" hooks required.
- Use corner connectors to add shelves in corners or to install intermediate shelves between 2 starter units. Unique patented design ensures maximum space utilization.
- Posts and traverses wipe clean. Traverses and shelf plates remove easily for cleaning.
- Shelf traverses can be removed and adjusted at 4" (10,2 cm) increments.
- Sturdy reinforced nylon foot adjusts easily to level units.
- Requires some assembly with minimal parts. Use a rubber mallet only.
- Lifetime warranty against rust and corrosion (posts, traverses and shelf plates).
- Available in 1 color – Speckled Gray (480).

Item No. _____
 Quantity _____
 AIA File / Spec No. _____
 Job _____

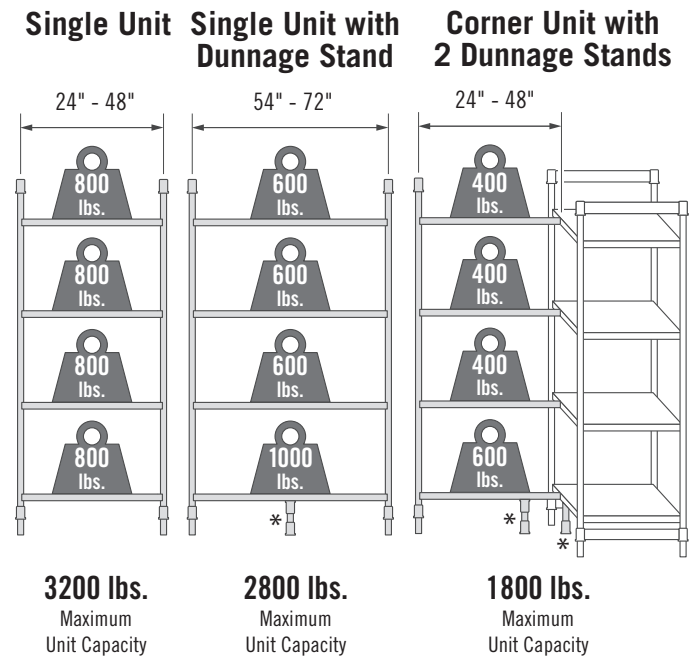


Stationary Starter Unit



Stationary Add-On Unit

4 Shelf Unit Weight Bearing Chart



* Dunnage Stands add stability and increase weight bearing capacity on bottom shelf only. Add to any shelf length. Highly recommended for Starter Units 54" and longer, all Corner Units, U-Shape Units and units specified for heavier loads.

Approvals



Post Connectors, Corner Connectors, Seismic Foot, Wall Fastener, Identification Tags, Security Cages, Tray Slide Rack, Shelf Rails, Divider Bars, High Density Track and Extension Kits are not NSF Listed.



Camshelving® Premium Series

Stationary Starter & Add-On Units 4 or 5 Vented Shelves

Item No. _____

Quantity _____

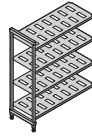
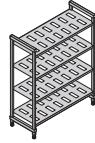
AIA File / Spec No. _____

Job _____

72"
HEIGHT

V4

4-Shelf Vented Units Starter Add-On



18"
DEPTH

| LENGTH | CODE |
|--------|----------------|
| 24" | CPU182472V4 |
| 30" | CPU183072V4 |
| 36" | CPU183672V4 |
| 42" | CPU184272V4 |
| 48" | CPU184872V4 |
| 54" | CPU185472V4 |
| 60" | CPU186072V4 |
| 72" | CPU187272V4PKG |

| LENGTH | CODE |
|--------|----------------|
| 22½" | CPA182472V4 |
| 28½" | CPA183072V4 |
| 34½" | CPA183672V4 |
| 40½" | CPA184272V4 |
| 46½" | CPA184872V4 |
| 52½" | CPA185472V4 |
| 58½" | CPA186072V4 |
| 70½" | CPA187272V4PKG |

21"
DEPTH

| | |
|-----|----------------|
| 24" | CPU212472V4 |
| 30" | CPU213072V4 |
| 36" | CPU213672V4 |
| 42" | CPU214272V4 |
| 48" | CPU214872V4 |
| 54" | CPU215472V4 |
| 60" | CPU216072V4 |
| 72" | CPU217272V4PKG |

| | |
|------|----------------|
| 22½" | CPA212472V4 |
| 28½" | CPA213072V4 |
| 34½" | CPA213672V4 |
| 40½" | CPA214272V4 |
| 46½" | CPA214872V4 |
| 52½" | CPA215472V4 |
| 58½" | CPA216072V4 |
| 70½" | CPA217272V4PKG |

24"
DEPTH

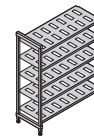
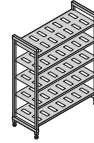
| | |
|-----|----------------|
| 24" | CPU242472V4 |
| 30" | CPU243072V4 |
| 36" | CPU243672V4 |
| 42" | CPU244272V4 |
| 48" | CPU244872V4 |
| 54" | CPU245472V4 |
| 60" | CPU246072V4 |
| 72" | CPU247272V4PKG |

| | |
|------|----------------|
| 22½" | CPA242472V4 |
| 28½" | CPA243072V4 |
| 34½" | CPA243672V4 |
| 40½" | CPA244272V4 |
| 46½" | CPA244872V4 |
| 52½" | CPA245472V4 |
| 58½" | CPA246072V4 |
| 70½" | CPA247272V4PKG |

Color: Speckled Gray (480).

V5

5-Shelf Vented Units Starter Add-On



| LENGTH | CODE |
|--------|----------------|
| 24" | CPU182472V5 |
| 30" | CPU183072V5 |
| 36" | CPU183672V5 |
| 42" | CPU184272V5 |
| 48" | CPU184872V5 |
| 54" | CPU185472V5 |
| 60" | CPU186072V5 |
| 72" | CPU187272V5PKG |

| LENGTH | CODE |
|--------|----------------|
| 22½" | CPA182472V5 |
| 28½" | CPA183072V5 |
| 34½" | CPA183672V5 |
| 40½" | CPA184272V5 |
| 46½" | CPA184872V5 |
| 52½" | CPA185472V5 |
| 58½" | CPA186072V5 |
| 70½" | CPA187272V5PKG |

| | |
|-----|----------------|
| 24" | CPU212472V5 |
| 30" | CPU213072V5 |
| 36" | CPU213672V5 |
| 42" | CPU214272V5 |
| 48" | CPU214872V5 |
| 54" | CPU215472V5 |
| 60" | CPU216072V5 |
| 72" | CPU217272V5PKG |

| | |
|------|----------------|
| 22½" | CPA212472V5 |
| 28½" | CPA213072V5 |
| 34½" | CPA213672V5 |
| 40½" | CPA214272V5 |
| 46½" | CPA214872V5 |
| 52½" | CPA215472V5 |
| 58½" | CPA216072V5 |
| 70½" | CPA217272V5PKG |

| | |
|-----|----------------|
| 24" | CPU242472V5 |
| 30" | CPU243072V5 |
| 36" | CPU243672V5 |
| 42" | CPU244272V5 |
| 48" | CPU244872V5 |
| 54" | CPU245472V5 |
| 60" | CPU246072V5 |
| 72" | CPU247272V5PKG |

| | |
|------|----------------|
| 22½" | CPA242472V5 |
| 28½" | CPA243072V5 |
| 34½" | CPA243672V5 |
| 40½" | CPA244272V5 |
| 46½" | CPA244872V5 |
| 52½" | CPA245472V5 |
| 58½" | CPA246072V5 |
| 70½" | CPA247272V5PKG |

Optional Accessories

- Corner Connector Sets
- Bottom Shelf Dunnage Stands (Low or Tall)
- Shelf Identification Tags
- Wall Fastener
- Seismic Foot
- Shelf Divider Panel
- Shelf Divider Bars (Straight or Angled)
- Shelf Rails (Single or Double)
- Tray Sliding Rack
- Single Shelf Security Cage
- Full Wrap Security Cage
- Shelf Traverses (Single or Double)
- Drying and Storage Cradles

Architect Specs

Posts and Traverses: Internal steel core, reinforced polypropylene exterior.
 Post Connectors: Reinforced polypropylene.
 Shelf Plates: Reinforced polypropylene with Camguard™ antimicrobial.
 Corner Connectors: Reinforced nylon.
 Adjustable Foot: Reinforced nylon.

Approvals



Post Connectors, Corner Connectors, Seismic Foot, Wall Fastener, Identification Tags, Security Cages, Tray Slide Rack, Shelf Rails, Divider Bars, High Density Track and Extension Kits are not NSF Listed.

CAMBRO
TRUSTED FOR GENERATIONS™
www.cambro.com

Information and specifications are subject to change without notice. Please confirm at time of order.
 © Cambro Manufacturing Company 5801 Skylab Road, Huntington Beach, California 92647-2056, U.S.A.
 Telephone 714 848 1555 Toll Free 800 854 7631 Customer Service 800 833 3003 Email: customerservice@cambro.com
 Printed in USA. REV. 08/16

PS3

D081602