

CAMSHELVING® ELEMENTS series

WHY CHOOSE ELEMENTS?

Made from a revolutionary, extremely strong composite material with a smooth, easy to clean surface. Elements Series is stronger than common wire shelving. It's lighter in weight than Camshelving Premium Series and totally impervious to moisture, chemicals and liquids that can destroy shelving over time. Elements Series is designed for medium to heavy storage use in freezers, coolers, dry storage or warewashing areas. It easily supports the performance demands of a busy foodservice operation.



All Environments
-36°F TO 190°F

Stationary

Mobile

camguard®
ANTIMICROBIAL SHELF PLATES



COMPONENT

Post Connectors, Corner Connectors, Seismic Foot, Wall Fastener, Identification Tags, Single Shelf Security Cage, Tray Slide Rack, and Shelf Divider Bars are not NSF Listed.

storage needs

MEDIUM to HEAVY

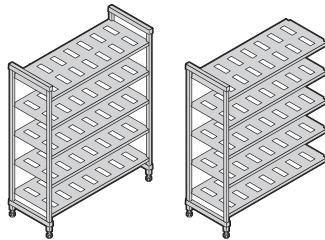
weekly deliveries

5 – 7

5-Shelf Vented Stationary Starter and Add-On Units

Starter units include 2 factory assembled post kits and shelves.

Add-On units include 1 factory assembled post kit and shelves.



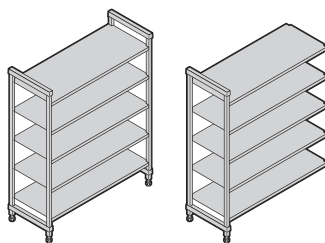
HEIGHTS	DEPTHS	LENGTHS	
3	4	8	
64"	14"	24"	48"
72"	18"	30"	54"
84"	21"	36"	60"
	24"	42"	72"

Ships in  1

5-Shelf Solid Stationary Starter and Add-On Units

Starter units include 2 factory assembled post kits and shelves.

Add-On units include 1 factory assembled post kit and shelves.



HEIGHT	DEPTHS	LENGTHS	
1	4	8	
84"	14"	24"	48"
	18"	30"	54"
	21"	36"	60"
	24"	42"	72"

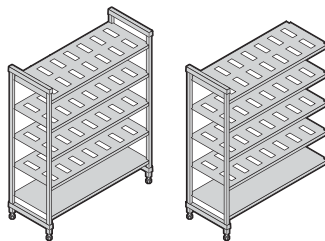
Ships in  1

5-Shelf Vented and Solid Stationary Starter And Add-On Units (4 vented + 1 solid)

Starter units include 2 factory assembled post kits and shelves.

Add-On units include 1 factory assembled post kit and shelves.

Install solid shelf on bottom to prevent water/cleaning solutions from sloshing up onto stored products.
Install solid shelf on top to protect product stored on lower shelves from condensation in cooler.

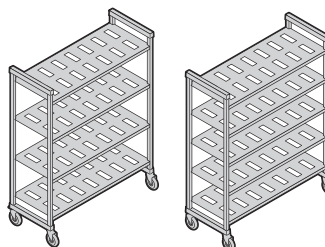


HEIGHT	DEPTHS	LENGTHS	
1	4	8	
84"	14"	24"	48"
	18"	30"	54"
	21"	36"	60"
	24"	42"	72"

Ships in  1

4 or 5-Shelf Vented Mobile Starter Units

Mobile starter units include 2 factory assembled mobile post kits, shelves and 4 premium swivel casters with total locking brake.



HEIGHTS*	DEPTHS	LENGTHS	
2	3	5	
70"	18"	36"	54"
78"	21"	42"	60"
	24"	48"	

*Includes 5" casters.

Ships in  1



Visit the Camshelving® website at www.cambro.com/camshelving for product information, assembly videos and design layouts, or to view or download the Camshelving Specification and Price List.

ELEMENTS
SERIES

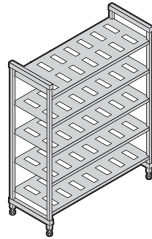
V5

5-SHELF VENTED UNITS

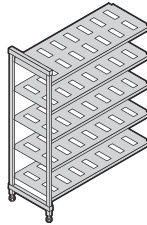
84"
HEIGHT

Starter units include 2 factory assembled stationary post kits, stationary traverses, stationary traverse dovetails and shelf plates. Add-On units include 1 factory assembled stationary post kit, stationary traverses, stationary traverse dovetails and shelf plates. Units ship complete in 1 box.

Starter



Add-On



18"
DEPTH

DIMENSIONS D x L x H	CODE	LIST PRICE EA.	CODE	LIST PRICE EA.
18" x 24" x 84"	ESU182484V5	\$ 494.65	EA182484V5	\$ 395.20
18" x 30" x 84"	ESU183084V5	510.40	EA183084V5	410.95
18" x 36" x 84"	ESU183684V5	562.15	EA183684V5	462.70
18" x 42" x 84"	ESU184284V5	632.65	EA184284V5	533.20
18" x 48" x 84"	ESU184884V5	657.90	EA184884V5	558.45
18" x 54" x 84"	ESU185484V5	727.90	EA185484V5	628.45
18" x 60" x 84"	ESU186084V5	775.90	EA186084V5	676.45
18" x 72" x 84"	ESU187284V5	869.65	EA187284V5	770.20

21"
DEPTH

21" x 24" x 84"	ESU212484V5	\$ 533.50	EA212484V5	\$ 432.00
21" x 30" x 84"	ESU213084V5	553.50	EA213084V5	452.00
21" x 36" x 84"	ESU213684V5	613.50	EA213684V5	512.00
21" x 42" x 84"	ESU214284V5	693.00	EA214284V5	591.50
21" x 48" x 84"	ESU214884V5	723.50	EA214884V5	622.00
21" x 54" x 84"	ESU215484V5	803.25	EA215484V5	701.75
21" x 60" x 84"	ESU216084V5	858.00	EA216084V5	756.50
21" x 72" x 84"	ESU217284V5	967.00	EA217284V5	865.50

24"
DEPTH

24" x 24" x 84"	ESU242484V5	\$ 547.00	EA242484V5	\$ 444.75
24" x 30" x 84"	ESU243084V5	578.00	EA243084V5	475.75
24" x 36" x 84"	ESU243684V5	630.25	EA243684V5	528.00
24" x 42" x 84"	ESU244284V5	701.50	EA244284V5	599.25
24" x 48" x 84"	ESU244884V5	748.25	EA244884V5	646.00
24" x 54" x 84"	ESU245484V5	814.75	EA245484V5	712.50
24" x 60" x 84"	ESU246084V5	864.25	EA246084V5	762.00
24" x 72" x 84"	ESU247284V5	981.25	EA247284V5	879.00

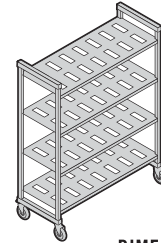
Color: Brushed Graphite (580).

ELEMENTS
SERIES

V4

4-SHELF VENTED MOBILE UNITS

Mobile units include 2 factory assembled mobile post kits, mobile traverses, mobile traverse dovetails, shelf plates, and 4 premium swivel casters with total locking brake. Units ship complete in 1 box.



70"
HEIGHT

18"
DEPTH

CODE	DIMENSIONS D x L x H*	LIST PRICE EA.
EMU183670V4	18" x 36" x 70"	\$ 719.30
EMU184270V4	18" x 42" x 70"	775.50
EMU184870V4	18" x 48" x 70"	795.90
EMU185470V4	18" x 54" x 70"	830.90
EMU186070V4	18" x 60" x 70"	869.50

21"
DEPTH

EMU213670V4	21" x 36" x 70"	\$ 761.20
EMU214270V4	21" x 42" x 70"	825.00
EMU214870V4	21" x 48" x 70"	849.40
EMU215470V4	21" x 54" x 70"	892.40
EMU216070V4	21" x 60" x 70"	936.00

24"
DEPTH

EMU243670V4	24" x 36" x 70"	\$ 775.00
EMU244270V4	24" x 42" x 70"	831.80
EMU244870V4	24" x 48" x 70"	869.20
EMU245470V4	24" x 54" x 70"	901.80
EMU246070V4	24" x 60" x 70"	941.40

78"
HEIGHT

18"
DEPTH

CODE	DIMENSIONS D x L x H*	LIST PRICE EA.
EMU183678V4	18" x 36" x 78"	\$ 723.10
EMU184278V4	18" x 42" x 78"	779.30
EMU184878V4	18" x 48" x 78"	799.70
EMU185478V4	18" x 54" x 78"	834.70
EMU186078V4	18" x 60" x 78"	873.30

21"
DEPTH

EMU213678V4	21" x 36" x 78"	\$ 764.80
EMU214278V4	21" x 42" x 78"	828.60
EMU214878V4	21" x 48" x 78"	853.00
EMU215478V4	21" x 54" x 78"	896.00
EMU216078V4	21" x 60" x 78"	939.60

24"
DEPTH

EMU243678V4	24" x 36" x 78"	\$ 778.80
EMU244278V4	24" x 42" x 78"	835.60
EMU244878V4	24" x 48" x 78"	873.00
EMU245478V4	24" x 54" x 78"	905.60
EMU246078V4	24" x 60" x 78"	945.20

*Includes 5" casters.