

# CAMSHELVING® ELEMENTS series

## WHY CHOOSE ELEMENTS?

Made from a revolutionary, extremely strong composite material with a smooth, easy to clean surface. Elements Series is stronger than common wire shelving. It's lighter in weight than Camshelving Premium Series and totally impervious to moisture, chemicals and liquids that can destroy shelving over time. Elements Series is designed for medium to heavy storage use in freezers, coolers, dry storage or warewashing areas. It easily supports the performance demands of a busy foodservice operation.



**All Environments**  
**-36°F TO 190°F**

**Stationary**

**Mobile**

**camguard**  
 ANTIMICROBIAL SHELF PLATES



COMPONENT

Post Connectors, Corner Connectors, Seismic Foot, Wall Fastener, Identification Tags, Single Shelf Security Cage, Tray Slide Rack, and Shelf Divider Bars are not NSF Listed.

storage needs

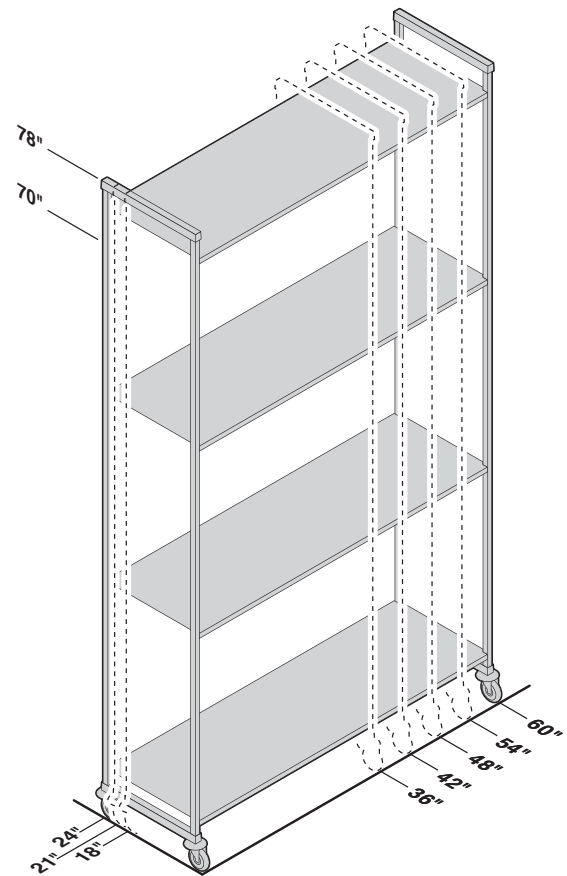
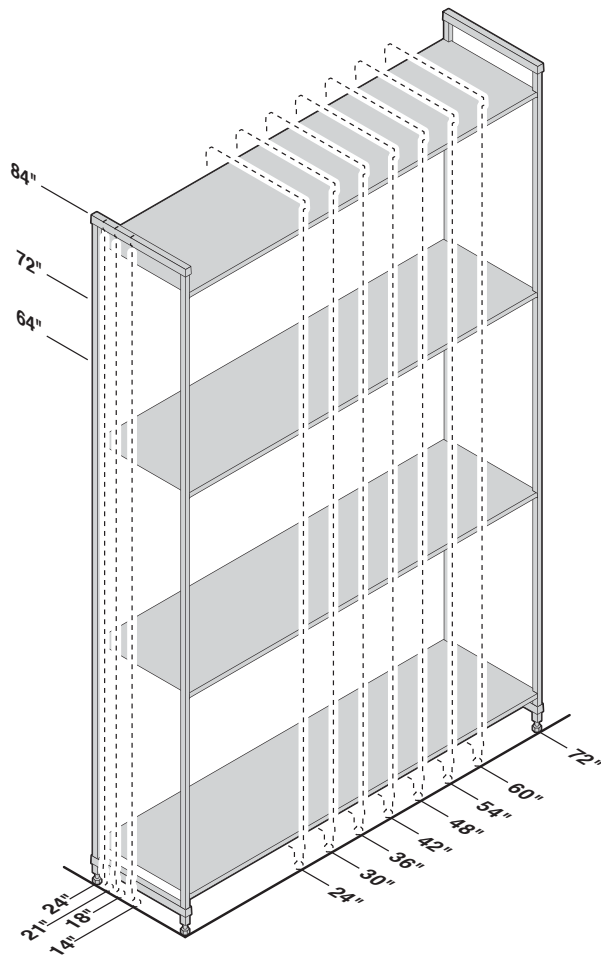
**MEDIUM to HEAVY**

weekly deliveries

**5 – 7**

**CAMSHELVING® ELEMENTS SERIES**  
**STATIONARY UNIT SIZES**

**MOBILE UNIT SIZES**



**ELEMENTS SERIES WEIGHT BEARING CAPACITY**

Weight must be evenly distributed across the entire shelf.

		UNIT LENGTH 24" – 48"	UNIT LENGTH 54" – 72"
<b>SINGLE UNIT</b>	Unit only	2000 lbs.	2000 lbs.
	Shelf only	800	600
	Unit with dunnage stand*	2400	2300
	Bottom shelf with dunnage stand*	1200	900
<b>CORNER UNIT</b> With 2 Dunnage Stands required	Unit only	1800	—
	Shelf only	400	—
	Bottom shelf with dunnage stands*	600	—
<b>MOBILE UNIT</b>	Unit only**	750	—

\*Dunnage Stands add stability and increase weight bearing capacity on bottom shelf only. Highly recommended for Starter Units 54" and longer, all Corner Units, U-Shape Units and units specified for heavier loads. (See page 98).

\*\*Due to the weight bearing capacity of casters, maximum weight load on an entire Mobile Unit is 750 lbs.

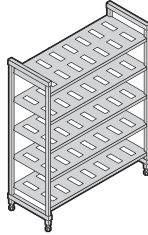
ELEMENTS  
SERIES

**84"**  
HEIGHT

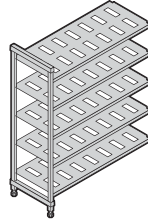
**V5**  
**5-SHELF VENTED UNITS**

Starter units include 2 factory assembled stationary post kits, stationary traverses, stationary traverse dovetails and shelf plates. Add-On units include 1 factory assembled stationary post kit, stationary traverses, stationary traverse dovetails and shelf plates. Units ship complete in 1 box.

**Starter**



**Add-On**



**18"**  
DEPTH

DIMENSIONS D x L x H
18" x 24" x 84"
18" x 30" x 84"
18" x 36" x 84"
18" x 42" x 84"
18" x 48" x 84"
18" x 54" x 84"
18" x 60" x 84"
18" x 72" x 84"

CODE	LIST PRICE EA.
ESU182484V5	\$ 494.65
ESU183084V5	510.40
ESU183684V5	562.15
ESU184284V5	632.65
ESU184884V5	657.90
ESU185484V5	727.90
ESU186084V5	775.90
ESU187284V5	869.65

CODE	LIST PRICE EA.
EA182484V5	\$ 395.20
EA183084V5	410.95
EA183684V5	462.70
EA184284V5	533.20
EA184884V5	558.45
EA185484V5	628.45
EA186084V5	676.45
EA187284V5	770.20

**21"**  
DEPTH

21" x 24" x 84"
21" x 30" x 84"
21" x 36" x 84"
21" x 42" x 84"
21" x 48" x 84"
21" x 54" x 84"
21" x 60" x 84"
21" x 72" x 84"

ESU212484V5	\$ 533.50
ESU213084V5	553.50
ESU213684V5	613.50
ESU214284V5	693.00
ESU214884V5	723.50
ESU215484V5	803.25
ESU216084V5	858.00
ESU217284V5	967.00

EA212484V5	\$ 432.00
EA213084V5	452.00
EA213684V5	512.00
EA214284V5	591.50
EA214884V5	622.00
EA215484V5	701.75
EA216084V5	756.50
EA217284V5	865.50

**24"**  
DEPTH

24" x 24" x 84"
24" x 30" x 84"
24" x 36" x 84"
24" x 42" x 84"
24" x 48" x 84"
24" x 54" x 84"
24" x 60" x 84"
24" x 72" x 84"

ESU242484V5	\$ 547.00
ESU243084V5	578.00
ESU243684V5	630.25
ESU244284V5	701.50
ESU244884V5	748.25
ESU245484V5	814.75
ESU246084V5	864.25
ESU247284V5	981.25

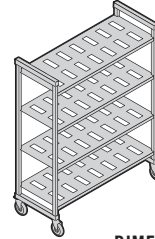
EA242484V5	\$ 444.75
EA243084V5	475.75
EA243684V5	528.00
EA244284V5	599.25
EA244884V5	646.00
EA245484V5	712.50
EA246084V5	762.00
EA247284V5	879.00

Color: Brushed Graphite (580).

ELEMENTS  
SERIES

**V4**  
**4-SHELF VENTED  
MOBILE UNITS**

Mobile units include 2 factory assembled mobile post kits, mobile traverses, mobile traverse dovetails, shelf plates, and 4 premium swivel casters with total locking brake. Units ship complete in 1 box.



**70"**  
HEIGHT

**18"**  
DEPTH

CODE	DIMENSIONS D x L x H*	LIST PRICE EA.
EMU183670V4	18" x 36" x 70"	\$ 719.30
EMU184270V4	18" x 42" x 70"	775.50
EMU184870V4	18" x 48" x 70"	795.90
EMU185470V4	18" x 54" x 70"	830.90
EMU186070V4	18" x 60" x 70"	869.50

**21"**  
DEPTH

EMU213670V4	21" x 36" x 70"	\$ 761.20
EMU214270V4	21" x 42" x 70"	825.00
EMU214870V4	21" x 48" x 70"	849.40
EMU215470V4	21" x 54" x 70"	892.40
EMU216070V4	21" x 60" x 70"	936.00

**24"**  
DEPTH

EMU243670V4	24" x 36" x 70"	\$ 775.00
EMU244270V4	24" x 42" x 70"	831.80
EMU244870V4	24" x 48" x 70"	869.20
EMU245470V4	24" x 54" x 70"	901.80
EMU246070V4	24" x 60" x 70"	941.40

**78"**  
HEIGHT

**18"**  
DEPTH

CODE	DIMENSIONS D x L x H*	LIST PRICE EA.
EMU183678V4	18" x 36" x 78"	\$ 723.10
EMU184278V4	18" x 42" x 78"	779.30
EMU184878V4	18" x 48" x 78"	799.70
EMU185478V4	18" x 54" x 78"	834.70
EMU186078V4	18" x 60" x 78"	873.30

**21"**  
DEPTH

EMU213678V4	21" x 36" x 78"	\$ 764.80
EMU214278V4	21" x 42" x 78"	828.60
EMU214878V4	21" x 48" x 78"	853.00
EMU215478V4	21" x 54" x 78"	896.00
EMU216078V4	21" x 60" x 78"	939.60

**24"**  
DEPTH

EMU243678V4	24" x 36" x 78"	\$ 778.80
EMU244278V4	24" x 42" x 78"	835.60
EMU244878V4	24" x 48" x 78"	873.00
EMU245478V4	24" x 54" x 78"	905.60
EMU246078V4	24" x 60" x 78"	945.20

\*Includes 5" casters.