



## ELEMENTS series

## BASICS PLUS series

High-volume foodservice operations with constant loading and off-loading of medium to heavy products. 5-7 deliveries per week.

**Wet Storage** - Walk-in Freezers, Coolers, Warewashing Areas

**Dry Storage** - Bulk Foods, Catering Equipment, China/Dishware, Linen, Merchandising.

Medium-volume foodservice operations with constant loading and off-loading of light to medium products. 2-5 deliveries per week.

**Wet Storage** - Walk-in Freezers, Coolers, Warewashing Areas

**Dry Storage** - Bulk Foods, Catering Equipment, China/Dishware, Linen, Merchandising.

Hotels and Casinos, Restaurants, Quick-Serve Restaurants, Schools, Colleges and Universities, Healthcare, Military, Convention Centers/Stadiums, Cruise Ships, Caterers and Banquet Centers, Corporate Dining, Convenience and Grocery Stores.

Hotels and Casinos, Restaurants, Quick-Serve Restaurants, Schools, Colleges and Universities, Healthcare, Convention Centers/Stadiums, Caterers and Banquet Centers, Corporate Dining, Convenience Stores, Yogurt Shops and Cafés.

Posts and traverses are made from a revolutionary composite material that is light in weight yet strong enough to withstand rigorous loading conditions.

Posts and traverses are made from the same revolutionary composite material as Elements Series. Slim design is lighter in weight, yet durable and strong enough to withstand a wide variety of storage conditions.

Easy to assemble.

Easy to assemble.

**Stationary Unit:** 800 lbs. per shelf, 2000 lbs. per unit.  
**Mobile Unit:** 750 lbs. per unit.  
**Corner and U-Shape Unit:** 400 lbs. per shelf, 1600 lbs. per unit.

**Stationary Unit:** 700 lbs. per shelf, 1800 lbs. per unit.  
**Corner and U-Shape Unit:** 300 lbs. per shelf, 1200 lbs. per unit.

Shelf Plates, Posts and Traverses

Shelf Plates, Posts and Traverses

24", 30", 36", 42", 48", 54", 60", 72"

30", 36", 42", 48", 54", 60"

14", 18", 21", 24"

18", 21", 24"

**Stationary:** 64", 72", 84"  
**Mobile:** 70", 78" (includes casters)

**Stationary:** 64", 72", 84"

YES

NO

NO

NO

YES

YES

YES

NO

YES

NO

YES

NO

YES

NO

YES

YES

YES

NO

YES

YES

YES

NO

NO

NO

# CAMSHELVING® ELEMENTS series

## WHY CHOOSE ELEMENTS?

Made from a revolutionary, extremely strong composite material with a smooth, easy to clean surface. Elements Series is stronger than common wire shelving. It's lighter in weight than Camshelving Premium Series and totally impervious to moisture, chemicals and liquids that can destroy shelving over time. Elements Series is designed for medium to heavy storage use in freezers, coolers, dry storage or warewashing areas. It easily supports the performance demands of a busy foodservice operation.



**All Environments**  
**-36°F TO 190°F**

**Stationary**

**Mobile**

**camguard®**  
ANTIMICROBIAL SHELF PLATES



COMPONENT

Post Connectors, Corner Connectors, Seismic Foot, Wall Fastener, Identification Tags, Single Shelf Security Cage, Tray Slide Rack, and Shelf Divider Bars are not NSF Listed.

storage needs

**MEDIUM to HEAVY**

weekly deliveries

**5 – 7**

# CAMSHELVING® ELEMENTS SERIES

## Starter, Add-On and Mobile Units

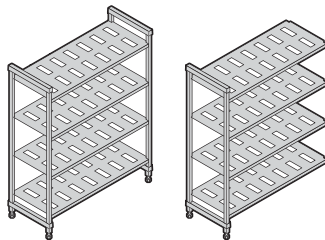
These units make ordering easy and save time and labor during installation. Units ship complete in one box. Post kits are pre-assembled at the factory, speeding up on site set up.



### 4-Shelf Vented Stationary Starter and Add-On Units

Starter units include 2 factory assembled post kits and shelves.

Add-On units include 1 factory assembled post kit and shelves.



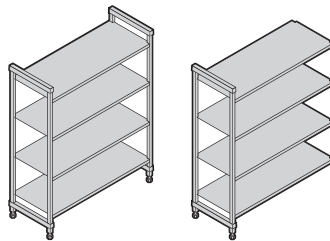
HEIGHTS	DEPTHS	LENGTHS
<b>3</b>	<b>4</b>	<b>8</b>
64"	14"	24" 48"
72"	18"	30" 54"
84"	21"	36" 60"
	24"	42" 72"

Ships in  1

### 4-Shelf Solid Stationary Starter and Add-On Units

Starter units include 2 factory assembled post kits and shelves.

Add-On units include 1 factory assembled post kit and shelves.



HEIGHTS	DEPTHS	LENGTHS
<b>3</b>	<b>4</b>	<b>8</b>
64"	14"	24" 48"
72"	18"	30" 54"
84"	21"	36" 60"
	24"	42" 72"

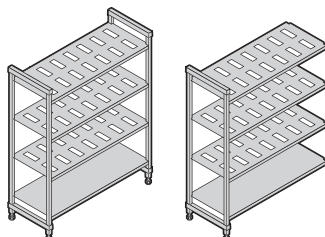
Ships in  1

### 4-Shelf Vented and Solid Stationary Starter and Add-On Units (3 vented + 1 solid)

Starter units include 2 factory assembled post kits and shelves.

Add-On units include 1 factory assembled post kit and shelves.

Install solid shelf on bottom to prevent water/cleaning solutions from sloshing up onto stored products. Install solid shelf on top to protect product stored on lower shelves from condensation in cooler.



HEIGHTS	DEPTHS	LENGTHS
<b>3</b>	<b>4</b>	<b>8</b>
64"	14"	24" 48"
72"	18"	30" 54"
84"	21"	36" 60"
	24"	42" 72"

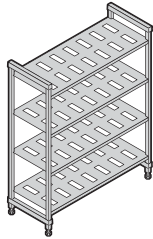
Ships in  1

**64"**  
HEIGHT

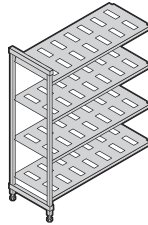
# V4 4-SHELF VENTED UNITS

Starter units include 2 factory assembled stationary post kits, stationary traverses, stationary traverse dovetails and shelf plates. Add-On units include 1 factory assembled stationary post kit, stationary traverses, stationary traverse dovetails and shelf plates. Units ship complete in 1 box.

**Starter**



**Add-On**



**18"**  
DEPTH

DIMENSIONS D x L x H	CODE	LIST PRICE EA.
18" x 24" x 64"	ESU182464V4	\$ 404.90
18" x 30" x 64"	ESU183064V4	417.50
18" x 36" x 64"	ESU183664V4	458.90
18" x 42" x 64"	ESU184264V4	515.30
18" x 48" x 64"	ESU184864V4	535.50
18" x 54" x 64"	ESU185464V4	591.50
18" x 60" x 64"	ESU186064V4	629.90
18" x 72" x 64"	ESU187264V4	704.90

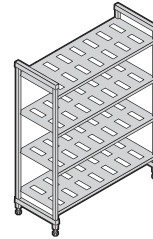
CODE	LIST PRICE EA.
EA182464V4	\$ 320.75
EA183064V4	333.35
EA183664V4	374.75
EA184264V4	431.15
EA184864V4	451.35
EA185464V4	507.35
EA186064V4	545.75
EA187264V4	620.75

**72"**  
HEIGHT

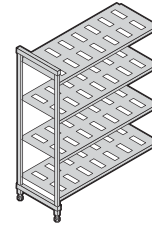
# V4 4-SHELF VENTED UNITS

Starter units include 2 factory assembled stationary post kits, stationary traverses, stationary traverse dovetails and shelf plates. Add-On units include 1 factory assembled stationary post kit, stationary traverses, stationary traverse dovetails and shelf plates. Units ship complete in 1 box.

**Starter**



**Add-On**



DIMENSIONS D x L x H	CODE	LIST PRICE EA.
18" x 24" x 72"	ESU182472V4	\$ 408.70
18" x 30" x 72"	ESU183072V4	421.30
18" x 36" x 72"	ESU183672V4	462.70
18" x 42" x 72"	ESU184272V4	519.10
18" x 48" x 72"	ESU184872V4	539.30
18" x 54" x 72"	ESU185472V4	595.30
18" x 60" x 72"	ESU186072V4	633.70
18" x 72" x 72"	ESU187272V4	708.70

CODE	LIST PRICE EA.
EA182472V4	\$ 322.65
EA183072V4	335.25
EA183672V4	376.65
EA184272V4	433.05
EA184872V4	453.25
EA185472V4	509.25
EA186072V4	547.65
EA187272V4	622.65

**21"**  
DEPTH

21" x 24" x 64"	ESU212464V4	\$ 437.00
21" x 30" x 64"	ESU213064V4	453.00
21" x 36" x 64"	ESU213664V4	501.00
21" x 42" x 64"	ESU214264V4	564.60
21" x 48" x 64"	ESU214864V4	589.00
21" x 54" x 64"	ESU215464V4	652.80
21" x 60" x 64"	ESU216064V4	696.60
21" x 72" x 64"	ESU217264V4	783.80

EA212464V4	\$ 350.70
EA213064V4	366.70
EA213664V4	414.70
EA214264V4	478.30
EA214864V4	502.70
EA215464V4	566.50
EA216064V4	610.30
EA217264V4	697.50

21" x 24" x 72"	ESU212472V4	\$ 440.70
21" x 30" x 72"	ESU213072V4	456.70
21" x 36" x 72"	ESU213672V4	504.70
21" x 42" x 72"	ESU214272V4	568.30
21" x 48" x 72"	ESU214872V4	592.70
21" x 54" x 72"	ESU215472V4	656.50
21" x 60" x 72"	ESU216072V4	700.30
21" x 72" x 72"	ESU217272V4	787.50

EA212472V4	\$ 352.55
EA213072V4	368.55
EA213672V4	416.55
EA214272V4	480.15
EA214872V4	504.55
EA215472V4	568.35
EA216072V4	612.15
EA217272V4	699.35

**24"**  
DEPTH

24" x 24" x 64"	ESU242464V4	\$ 448.00
24" x 30" x 64"	ESU243064V4	472.80
24" x 36" x 64"	ESU243664V4	514.60
24" x 42" x 64"	ESU244264V4	571.60
24" x 48" x 64"	ESU244864V4	609.00
24" x 54" x 64"	ESU245464V4	662.20
24" x 60" x 64"	ESU246064V4	701.80
24" x 72" x 64"	ESU247264V4	795.40

EA242464V4	\$ 361.00
EA243064V4	385.80
EA243664V4	427.60
EA244264V4	484.60
EA244864V4	522.00
EA245464V4	575.20
EA246064V4	614.80
EA247264V4	708.40

24" x 24" x 72"	ESU242472V4	\$ 451.80
24" x 30" x 72"	ESU243072V4	476.60
24" x 36" x 72"	ESU243672V4	518.40
24" x 42" x 72"	ESU244272V4	575.40
24" x 48" x 72"	ESU244872V4	612.80
24" x 54" x 72"	ESU245472V4	666.00
24" x 60" x 72"	ESU246072V4	705.60
24" x 72" x 72"	ESU247272V4	799.20

EA242472V4	\$ 362.90
EA243072V4	387.70
EA243672V4	429.50
EA244272V4	486.50
EA244872V4	523.90
EA245472V4	577.10
EA246072V4	616.70
EA247272V4	710.30