



**PRESTIGE**  
Signature Series

**Speed Rails** NSF

For 20" and 25" Wide Bar Equipment

**GENERAL SPEED RAIL FEATURES:**


- All stainless steel construction
- Sound deadened
- Single and double tier options available.

Item #: \_\_\_\_\_ Qty #: \_\_\_\_\_  
 Model #: \_\_\_\_\_  
 Project #: \_\_\_\_\_

**STAINLESS STEEL SPEED RAILS:**

Keyhole installation.

Available in lengths from 1 ft. to 8 ft. long.



PRSSR-24 Shown

**Single Tier**

Model #	Length	Bottle Capacity	Wt.
PRSSR-12	12"	3	4 lbs.
PRSSR-16	16"	4	5 lbs.
PRSSR-18	18"	4	5 lbs.
PRSSR-24	24"	6	6 lbs.
PRSSR-30	30"	7	7 lbs.
PRSSR-36	36"	9	7 lbs.
PRSSR-42	42"	10	8 lbs.
PRSSR-48	48"	12	8 lbs.
PRSSR-54	54"	13	9 lbs.
PRSSR-60	60"	15	10 lbs.
PRSSR-72	72"	18	12 lbs.
PRSSR-84	84"	21	14 lbs.
PRSSR-96	96"	24	16 lbs.

**Double Tier**

Model #	Length	Bottle Capacity	Wt.
PRDSR-12	12"	6	8 lbs.
PRDSR-16	16"	8	10 lbs.
PRDSR-18	18"	8	10 lbs.
PRDSR-24	24"	12	12 lbs.
PRDSR-30	30"	14	14 lbs.
PRDSR-36	36"	18	14 lbs.
PRDSR-42	42"	20	16 lbs.
PRDSR-48	48"	24	16 lbs.
PRDSR-54	54"	26	18 lbs.
PRDSR-60	60"	30	20 lbs.
PRDSR-72	72"	36	24 lbs.
PRDSR-84	84"	42	28 lbs.
PRDSR-96	96"	48	32 lbs.

**S/S SPEED RAILS w/ LOCKING COVER:**

Keyhole installation.

Available in lengths from 1 ft. to 4 ft. long.

Includes stainless steel cover with keyed pad lock.

**Single Tier**

Model #	Length	Bottle Capacity	Wt.
PRSSR-12-LC	12"	3	8 lbs.
PRSSR-16-LC	16"	4	10 lbs.
PRSSR-18-LC	18"	4	10 lbs.
PRSSR-24-LC	24"	6	12 lbs.
PRSSR-30-LC	30"	7	14 lbs.
PRSSR-36-LC	36"	9	14 lbs.
PRSSR-42-LC	42"	10	16 lbs.
PRSSR-48-LC	48"	12	16 lbs.

**Double Tier**

Model #	Length	Bottle Capacity	Wt.
PRDSR-12-LC	12"	6	16 lbs.
PRDSR-16-LC	16"	8	20 lbs.
PRDSR-18-LC	18"	8	22 lbs.
PRDSR-24-LC	24"	12	24 lbs.
PRDSR-30-LC	30"	14	28 lbs.
PRDSR-36-LC	36"	18	30 lbs.
PRDSR-42-LC	42"	20	32 lbs.
PRDSR-48-LC	48"	24	34 lbs.

PRSSR-24-LC Shown

**HANG-ON S/S SPEED RAILS:**

Designed to hang-on the first tier of any PRSSR series speed rails.

Doubles liquor storage.

Removable.

PRHSR-30 Shown



Model #	Length	Bottle Capacity	Wt.
PRHSR-12	12"	3	4 lbs.
PRHSR-16	16"	4	4 lbs.
PRHSR-18	18"	4	4 lbs.
PRHSR-24	24"	6	5 lbs.
PRHSR-30	30"	7	6 lbs.
PRHSR-36	36"	9	6 lbs.
PRHSR-42	42"	10	7 lbs.
PRHSR-48	48"	12	7 lbs.

**NOTE:** Not To Be Used With Any Other Manufacturers Speed Rails



Customer Service Available To Assist You 1-800-645-3166 8:30 am - 8:00 pm E.S.T.

For Orders & Customer Service:

Email: customer@advancetabco.com or Fax: 631-242-6900

For Smart Fabrication™ Quotes:

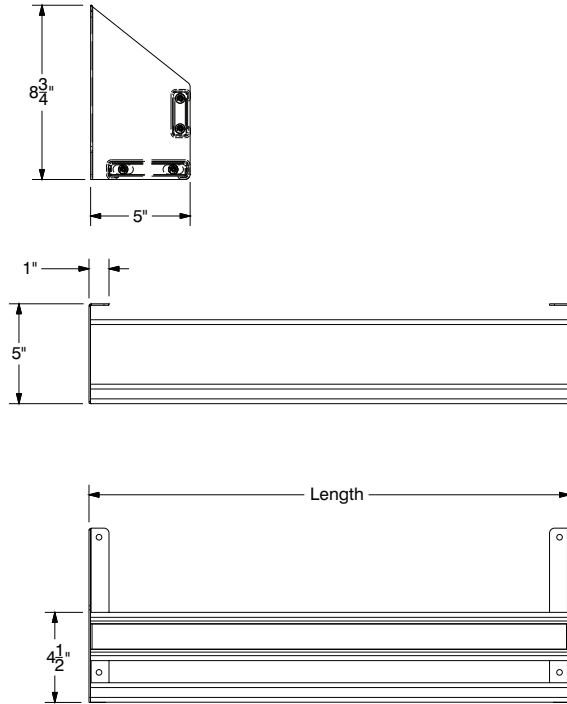
Email: smartfab@advancetabco.com or Fax: 631-586-2933

# DIMENSIONS and SPECIFICATIONS

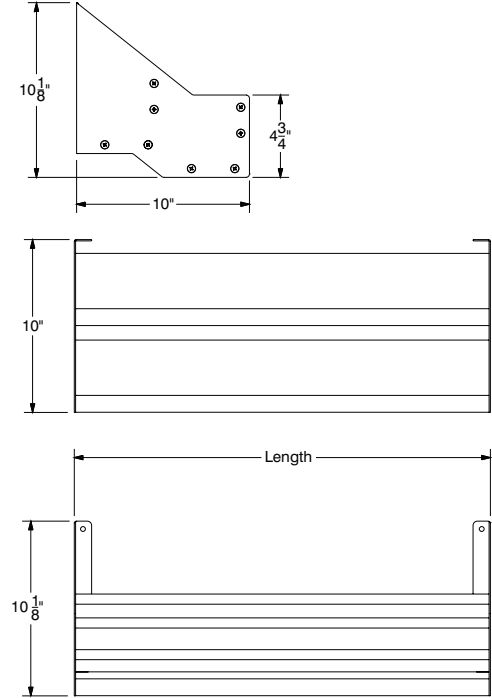
TOL Overall: ± .500" Interior: ± .250"

ALL DIMENSIONS ARE TYPICAL

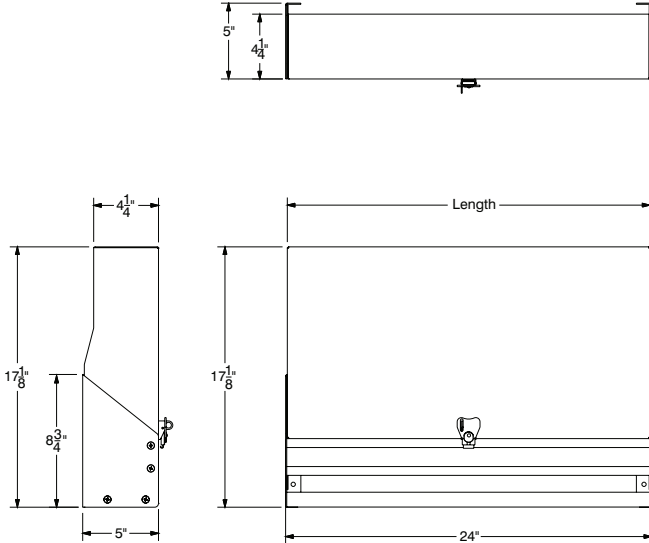
## PRSSR Series



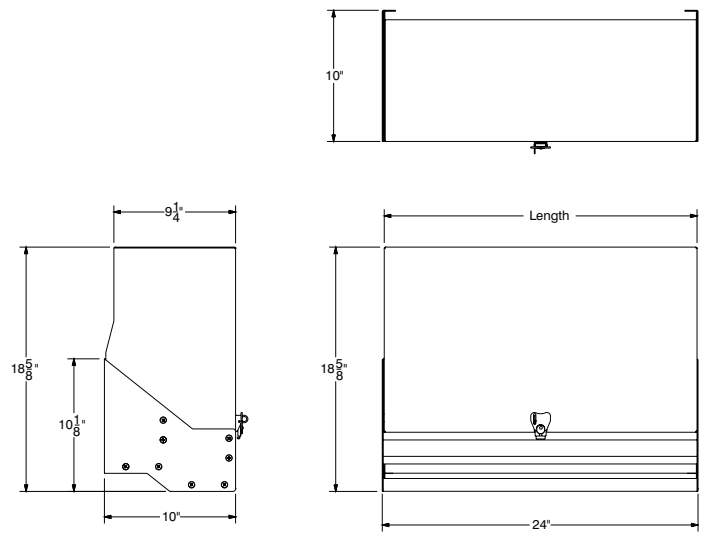
## PRDSR Series



## PRSSR LC Series



## PRDSR LC Series



## PRHSR Series

