

## ENTRÉE DOMES, INSUL-BASES & UNDERLINERS



Dinex® Wax Base Underliner



Tropez 7-3/4" Dome

### Application

Dinex® offers the most complete line of Insulated Domes, Bases and Underliners in the industry - with more coordinated colors, more choices and more of the features you want. These efficient products are designed to conform to your cart dimensions and food temperature requirements. Dinex® insulated domes and bases feature double-wall construction with ozone-safe foam insulation for optimum temperature retention and minimum condensation. The unique molded-in handle on Dinex® insulated domes makes them easier for you and your patients to handle, and is guaranteed not to pull off.

All Dinex® traytop products feature contemporary colors and coordinate with the other elements on the tray for an inviting mealtime presentation. The single walled dome is made of polypropylene and features a molded knob. Latex-free construction.

### Material & Construction (Domes)

Polypropylene, double-wall construction with ozone-safe urethane foam

insulation. Dome features, one piece construction with molded knob. Not stackable. Latex free construction.

### Dinex® Wax Base Underliner

The Dinex® Wax Base Underliner protects other meal items on the tray such as chilled foods, and salad plates. Featuring a sturdy single-wall construction, the wax base underliner is compatible with Dinex® domes and is available in all Dinex® contemporary colors

### Washing Instructions

Wash in commercial dish machine. Do NOT use bleach. Can withstand washing temperatures up to 180°F.

### Item Numbers

#### Classic Insulated Dome (High Profile)

- DX113856\* - Mauve
- DX113861 - Cranberry

#### Classic Dome Single Wall (not insulated)

- DX112515\* - Teal
- DX112556\* - Mauve

#### Classic Insulated Dome (Low Profile)

- DX117315 - Teal
- DX117323\* - Gray
- DX117350 - Midnight Blue
- DX117356 - Mauve
- DX117361 - Cranberry

### Turnbury Insulated Dome

- DX340003 - Onyx
- DX340008 - Hunter Green
- DX340015 - Teal
- DX340023\* - Gray
- DX340031 - Latte
- DX340050 - Midnight Blue
- DX340056\* - Mauve
- DX340061 - Cranberry
- DX340068 - Plum
- DX340084 - Sage

### Heritage Insulated Dome

- DX440015 - Teal
- DX440023\* - Gray
- DX440050 - Midnight Blue
- DX440056 - Mauve
- DX440061 - Cranberry

### Tropez 7-3/4" Entrée Dome

- DX9407B03 - Onyx
- DX9407B50 - Midnight Blue
- DX9407B61 - Cranberry

### Tropez 9-1/2" Entrée Dome

- DX9400B03 - Onyx
- DX9400B23 - Gray
- DX9400B50 - Midnight Blue
- DX9400B61 - Cranberry

### Insulated Bases

- DX107703 - Onyx
- DX107708 - Hunter Green
- DX107715 - Teal
- DX107723\* - Gray
- DX107731 - Latte
- DX107750 - Midnight Blue
- DX107756 - Mauve
- DX107761 - Cranberry
- DX107768 - Plum
- DX107784 - Sage

### Underliners for Classic, Heritage and Turnbury

- DX108703 - Onyx
- DX108708 - Hunter Green
- DX108715 - Teal
- DX108723\* - Gray
- DX108731 - Latte
- DX108750 - Midnight Blue
- DX108756 - Mauve
- DX108761 - Cranberry
- DX108768 - Plum
- DX108784 - Sage

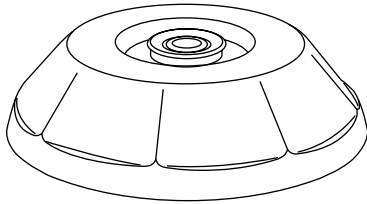
\* Indicates discontinued item. Quantities may be limited; call for availability.

# DINEX®

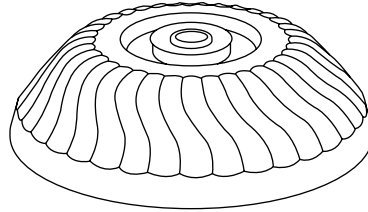
Building 2, Suite 106  
628 Hebron Avenue  
Glastonbury, CT 06033  
800.523.9752 Fax: 860.652.3135  
www.dinex.com

370-REV 10/09

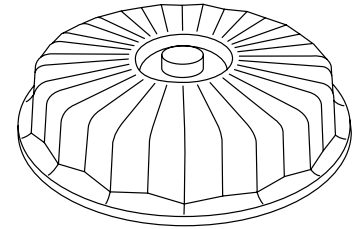
# ENTRÉE DOMES, INSUL-BASES & UNDERLINERS



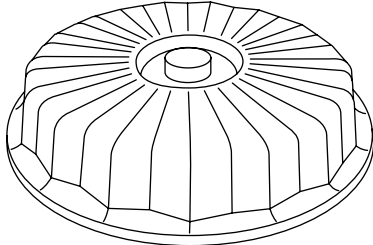
Heritage Dome  
DX4400 Series



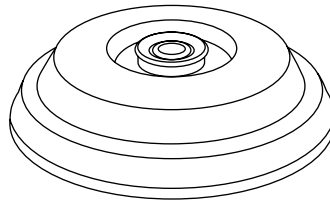
Turnbury Dome  
DX3400 Series



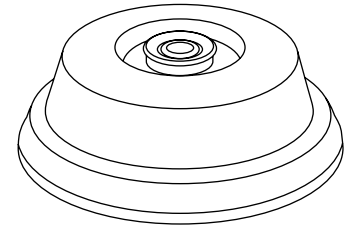
Tropez Dome  
DX9407B Series



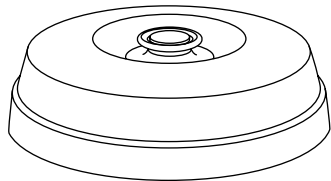
Tropez Dome  
DX9400B Series



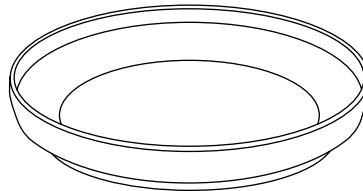
Classic Low Profile Dome  
DX1173 Series



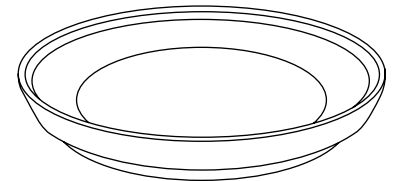
Classic High Profile Dome  
DX1138 Series



Classic Single Wall Dome  
DX1125 Series



Underliner  
DX1087 Series



Insul-Base  
DX1077 Series

## Items and Dimensions

ITEM NUMBER	DIAMETER	OVERALL HEIGHT	PACK	SHIP WEIGHT	SHIP CUBE	FREIGHT CLASS	MATERIAL
DX1125series (Dome)	10" (25cm)	2.875" (7cm)	12	10.9 lb. (4.9kg)	1.10	77.5	Polypropylene
DX1173series (Dome)	9.875" (25cm)	2.625" (7cm)	12	9.5 lb. (4.3kg)	1.10	77.5	Polypropylene
DX1183series (Dome)	9.875" (25cm)	3.25" (8cm)	12	10.4 lb. (4.7kg)	1.30	77.5	Polypropylene
DX3400series (Dome)	10" (25cm)	2.625" (7cm)	12	10.0 lb. (4.5kg)	0.90	77.5	Polypropylene
DX4400series (Dome)	10" (25cm)	2.75" (7cm)	12	9.61 lb. (4.4kg)	1.00	77.5	Polypropylene
DX9407Bseries (Dome)	7.75" (20cm)	2.5" (6cm)	12	5.25 lb. (2.4kg)	0.40	77.5	PBT
DX9400Bseries (Dome)	9.5" (24cm)	2" (5cm)	12	6.3 lb. (2.9kg)	0.70	77.5	PBT
DX1077series (Insul-Base)	9.5" (24cm)	1.75" (4cm)	12	6.0 lb. (3kg)	0.60	77.5	Polypropylene
DX1087series (Underliner)	9.5" (24cm)	1.875" (5cm)	12	6.8 lb. (3.1kg)	0.70	77.5	Polypropylene



Please confirm that you have the most current specification sheet by visiting [www.dinex.com](http://www.dinex.com).  
Dinex® reserves the right to change specifications and product design without notice.  
Such revisions do not entitle the buyer to corresponding changes, improvements, additions or replacements for previously purchased equipment.

Printed in USA

# DINEX®

Building 2, Suite 106  
628 Hebron Avenue  
Glastonbury, CT 06033  
800.523.9752 Fax: 860.652.3135  
[www.dinex.com](http://www.dinex.com)

370-REV 10/09