

PERFECT•TEMP® TRAYS AND COVERS



Item Numbers

Classic Server

- DXPTCLS42 - Ivory

Insulated Entrée Domes

- DXPTCLED15 - Teal
- DXPTCLED50 - Midnight Blue
- DXPTCLED61 - Cranberry

Insulated Soup Domes

- DXPTCLSD15 - Teal
- DXPTCLSD50 - Midnight Blue
- DXPTCLSD61 - Cranberry

Classic II Server

- DXPTCL2S42 - Ivory

Classic II Cover

- DXPTCL2C56 - Mauve (full cover)
- DXPTCL2PC56 - Mauve (partial cover)

Application

Insulated covers and servers with preformed compartments, unique to the Dinex Perfect•Temp Thermalization System. Trays are designed to correspond with one of three specific heating pad configurations. High impact, molded covers are insulated and stackable for transport. Individual compartments provide efficient temperature retention, and space for condiments.

Classic

The Classic Server provides traditional round plate-style dining with elegant, upscale meal presentation. It is a non-restrictive food service tray that is specifically designed for individual soup and entrée domes. Three compartments with two dedicated to soup and entrée dishes. The remainder of the tray is without restrictions and includes an area intended for silverware, napkins and condiments. Optional plain or decorative traycovers are available.

Classic II

The classic II provides the home-style appeal of round plate dining with the practicality of an insulated cover. This segmented food tray is designed for individual soup, entrée and side dishware. Six compartments with two dedicated to soup and entrée dishes. The remainder of the tray has two cold dish compartments, an area intended for silverware, napkin, condiments and an area for miscellaneous items. A full or partial cover is available which lends itself to satellite situations.

Individual Insulated Domes

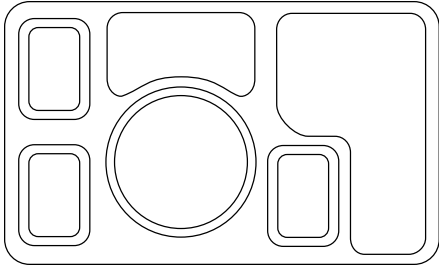
Perfect•Temp Classic features individual insulated domes for the round entrée and the rectangular soup compartments. Molded in one-piece, the polypropylene insulated domes have textured exteriors with smooth finish interiors and are injected with insulating urethane foam. The matching injection molded knob is hot platen bonded to the top recessed area of each dome.

DINEX®

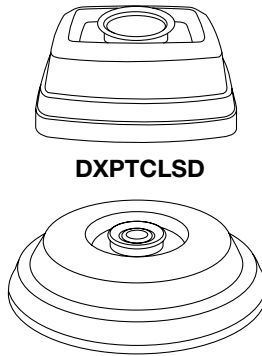
Building 2, Suite 106
628 Hebron Avenue
Glastonbury, CT 06033
800.523.9752 Fax: 860.652.3135
www.dinex.com

530-REV 10/09

PERFECT•TEMP® TRAYS AND COVERS

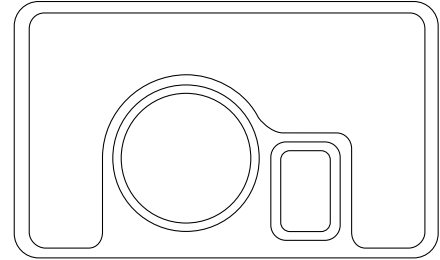


DXPTCLS



DXPTCLSD

DXPTCLEd

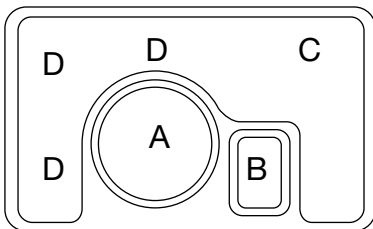


DXPTCL2S

Items and Dimensions

ITEM NUMBER	MODEL NUMBER	LENGTH	DEPTH	HEIGHT	DIAMETER	PACK	CASE WEIGHT	CUBE
DXPTCLSseries Classic Server	PTCLS	21.5625" (54.8cm)	12.9375" (32.9cm)	-	-	20	35.9 lb. (16.3kg)	2.4
DXPTCLEdseries Entrée Dome	PTCLEd	-	-	2.5625" (6.5cm)	8.1875" (20.8cm)	20	14.0 lb. (6.4kg)	1.2
DXPTCLSDseries Soup Dome	PTCLSD	5.3125" (13.5cm)	4.75" (12.1cm)	2.0625" (5.2cm)	-	20	9.0 lb. (4.0kg)	0.5
DXPTCL2S Classic II Server	PTCL2S	-	-	-	-	20	38.7 lb. (17.6kg)	1.95
DXPTCL2C Classic II Full Cover	PTCL2C	-	-	-	-	10	28.0 lb. (14.9kg)	4.25
DXPTCL2PC Classic II Partial Cover	PTCL2PC	-	-	-	-	10	23.0 lb. (10.5kg)	3.8

Classic



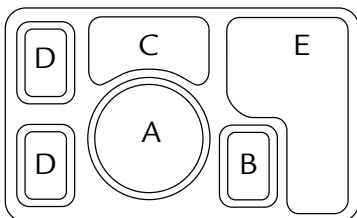
A: DXHHC10
DXHH10

B: DXHH1
DXHH20
DXHH30

C: DXHH1
DXHH20
DXHH30
DXHH5
DX4T102
DXTT1
DXTT6
DXTT40
DXTT50
DX110556
DX110561
DX110550
DX110515
DX11948714 (lid)

D: DXTT1
DXTT6
DXTT40
DXTT50
DX4T102
DX119769
DX119756
DX119761
DX119723
DX119750
DX119715
DX11948714 (lid)

Classic II



A: DXHH10
DXHHC10

B: DXHH20
DXHH30

C: DXTT40
DXTT50
DXTT6

D: DX4T102
DXTT1
DXTT6
DXTT40
DXTT50

E: DX119769
DX119756
DX119761
DX119723
DX119750
DX119715
DX11948714 (lid)
DXTT1
DXTT6
DXTT40
DXTT50
DX4T102



Please confirm that you have the most current specification sheet by visiting www.dinex.com.
Dinex® reserves the right to change specifications and product design without notice.
Such revisions do not entitle the buyer to corresponding changes, improvements, additions or replacements for previously purchased equipment.

Printed in USA



Building 2, Suite 106
628 Hebron Avenue
Glastonbury, CT 06033
800.523.9752 Fax: 860.652.3135
www.dinex.com

530-REV 10/09