



Project:

Item Number:

Quantity:

Signature Server®: Frost Top

The Vollrath Company, L.L.C.

SIGNATURE SERVER®: FROST TOP



Base pictured with stainless corner strips for laminate finish.

DESCRIPTION

Vollrath's Frost Top is constructed of 18-gauge carbon steel clad with black vinyl, or optional laminate finish (all-stainless construction also available). All exposed stainless steel is type 304 polished with #4 finish or equal. Unit is mounted on heavy-duty, semi-hidden 4" (10.16 cm) diameter ball bearing swivel-type casters with non-marking treads. All casters come complete with locking plate brakes. Frost Top area is constructed of 304 stainless steel. Refrigeration coils are attached to underside of work surface. Polyurethane foam insulation applied over coils. Available 120V AC only.

LIGHTING (Requires Breath Guard) (Bulbs not included)

Incandescent (Bulbs not included)

Attractively display and merchandise food.

- 36431 Incandescent, 46" (117 cm) Length
- 36432 Incandescent, 60" (152.40 cm) Length
- 36433 Incandescent, 74" (187.96 cm) Length

Fluorescent (Bulbs not included)

Illuminates food attractively while providing more room under breath guard. Includes shield for light tube.

- 36421 Fluorescent, 46" (117 cm) Length
- 36422 Fluorescent, 60" (152.40 cm) Length
- 36423 Fluorescent, 74" (187.96 cm) Length

Agency Certifications



MODELS:

46" (117 cm)	60" (152.40 cm)	74" (187.96 cm)	Description
<input type="checkbox"/> 36212	<input type="checkbox"/> 36213	<input type="checkbox"/> 36214	27" High
<input type="checkbox"/> 36112	<input type="checkbox"/> 36113	<input type="checkbox"/> 36114	30" High
<input type="checkbox"/> 37012	<input type="checkbox"/> 37013	<input type="checkbox"/> 37014	35" High

Optional Finishes

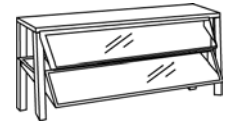
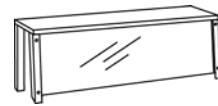
46" (117 cm)	60" (152.40 cm)	74" (187.96)	Description
<input type="checkbox"/> 36680	<input type="checkbox"/> 36681	<input type="checkbox"/> 36682	Matte finish
<input type="checkbox"/> 36687	<input type="checkbox"/> 36688	<input type="checkbox"/> 36689	Woodgrain
<input type="checkbox"/> 36693	<input type="checkbox"/> 36694	<input type="checkbox"/> 36695	All-stainless

Brand _____ Color _____

Optional solid surface and laminate tops available. Contact the factory.

BREATH GUARD

Cafeteria Breath Guard



Single Shelf

Twelve inch (30.48 cm) wide shelf is constructed of 18-gauge stainless steel and front panel is heavy-duty 1/4" (.63 cm) clear acrylic. Serving shelf and acrylic panel attach to 1" (2.54 cm) square tubular stainless steel uprights.

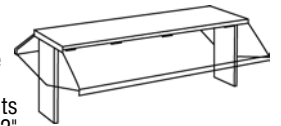
Double Shelf

Top shelf is 18-gauge stainless steel and 12" (30.48 cm) wide. Intermediate shelf is 1/4" (.63 cm) acrylic. Shelves mounted to 1" (2.54 cm) square tubular stainless uprights. Breath guards are 1/4" (.63 cm) clear acrylic and are adjustable/pivot to provide access to serving areas.

- | | | |
|------------------------|---|---|
| 46" (117.00 cm) Length | <input type="checkbox"/> 37311 Single Shelf | <input type="checkbox"/> 37321 Double Shelf |
| 60" (152.40 cm) Length | <input type="checkbox"/> 37312 Single Shelf | <input type="checkbox"/> 37322 Double Shelf |
| 74" (187.96 cm) Length | <input type="checkbox"/> 37313 Single Shelf | <input type="checkbox"/> 37323 Double Shelf |

Access Breath Guard

Top shelf constructed of 18-gauge carbon steel clad with black vinyl, optional laminate or stainless steel. Side and end panels constructed of 1/4" (.63 cm) clear acrylic. Uprights built of 18-gauge stainless steel. Provides 12" (30.48 cm) height clearance/serving opening when in use. Adjustable Access Breath Guard provides serving opening range of 9"-15" (22.8-38.1 cm) in one inch (2.54 cm) increments. NSF certified.



- | | | |
|------------------------|---|---|
| 46" (117.00 cm) Length | <input type="checkbox"/> 36343 Adjustable | <input type="checkbox"/> 36341 Non-Adjustable |
| 60" (152.40 cm) Length | <input type="checkbox"/> 36363 Adjustable | <input type="checkbox"/> 36361 Non-Adjustable |
| 74" (187.96 cm) Length | <input type="checkbox"/> 36373 Adjustable | <input type="checkbox"/> 36371 Non-Adjustable |

Buffet Breath Guard

Constructed of 18-gauge 1" (2.54 cm) square tubular stainless steel uprights. Panels made of 1/4" (.63) clear acrylic. Side panels provide 12" (30.48 cm) clearance/serving opening when attached to Vollrath Signature Server® Base.



- | | |
|---|---|
| <input type="checkbox"/> 36301 46" (117 cm) Length | <input type="checkbox"/> 36303 74" (187.96 cm) Length |
| <input type="checkbox"/> 36302 60" (152.40 cm) Length | |

Optional powdercoat or brass breath guards available. Contact the factory.

Approvals	Date:



www.vollrathco.com

The Vollrath Company, L.L.C.
1236 North 18th Street
Sheboygan, WI 53082-0611
U.S.A.
Main Tel: 800.624.2051
Service Tel: 800.628.0832
FAX: 800.752.5620

Vollrath of Canada, Ltd.
6320 Danville Road, Unit 1
Mississauga, Ontario L5T 2L7
Canada
Tel: 905.565.1167
Tel: 800.695.8560
FAX: 905.565.1168

SIGNATURE SERVER®: FROST TOP

ACCESSORIES AND ADD ONS

Tray Slide with Mounting Kit

Constructed of 18-gauge stainless steel with 4 ribs. Bracket provides 4¾" (12.07 cm) tray slide height adjustment. 11½" (29.21 cm) wide with 1" (2.54 cm) turned down flange. Locking brackets on each end to join stations together. Adds 5½" (13.97 cm) to width of unit in folded position.



- 37522 46" (117 cm) Length
- 37524 74" (187.96 cm) Length
- 37523 60" (152.40 cm) Length

Stationary Legs

Constructed of plated metal. Threaded insert with height adjustment of 1" (2.54 cm).

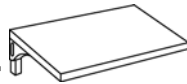


Adjustable from 4" to 5" (10.16 cm to 12.7 cm)

- 36921 Stationary Legs

End Shelf

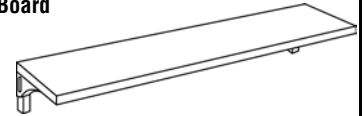
Constructed of 18-gauge stainless steel with fold-down style mounting bracket. Attaches to 46" (117 cm), 60" (152.40 cm), 74" (187.96 cm) and 88" (223.52 cm) Signature Servers. Adds 4½" (11.43 cm) to length of unit in folded position. Must be factory installed.



- 37570 End Shelf, 18" x 28" (45.72 cm x 71.12 cm)

Plate Rest or Stainless Cutting Board with Mounting Kit

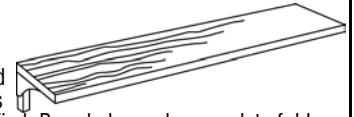
Made of 18-gauge stainless steel with fold-down style mounting bracket. 7" (17.78 cm) wide with 1" (2.54 cm) turned down flange. Locking brackets on each end to join stations together. Adds 4½" (11.43 cm) to width of unit in folded position.



- 37512 46" (117 cm) Length
- 37514 74" (187.96 cm) Length
- 37513 60" (152.40 cm) Length

Cutting Board

Wood cutting board made of 1⅞" (2.86 cm) thick sectional kiln dried maple. Poly cutting board board is 1" (2.54 cm) thick. Both NSF certified. Boards have chrome plate fold-down style mounting brackets. Removable without tools. Adds 4½" (11.43 cm) to width of unit in folded position. Must be factory installed.



- 37551 Wood, 46" (117 cm)
- 37552 Wood, 60" (152.40 cm)
- 37553 Wood, 74" (187.96 cm)
- 37561 Poly, 46" (117 cm)
- 37562 Poly, 60" (152.40 cm)
- 37563 Poly, 74" (187.96 cm)

Note: In the interest of continued improvement, we reserve the right to change specifications without notice.

DIMENSIONS

- Dimensions in inches (cm).

