

The Dormont Supr-Swivel multi-plane fitting is a patented, innovative device that increases the functionality and service life of the Dormont Supr-Safe® gas appliance connector by increasing its range of motion. The Supr-Swivel enables easier movement of the caster-mounted appliances at angles, back-and-forth, and from side-to-side, while relieving stress at the ends of the hose to prevent crimping or premature failure of the connector. In addition, it provides more aisle space in a commercial kitchen by allowing the appliances to be positioned closer to the wall. No other swivel fitting can match the patented functionality of the Dormont Supr-Swivel multi-plane fitting.



Features and Benefits

Safety

- Patented multi-plane design decreases the stress on the gas connector by allowing rotation in 3 planes, thus increasing the service life of the gas connector.

Performance

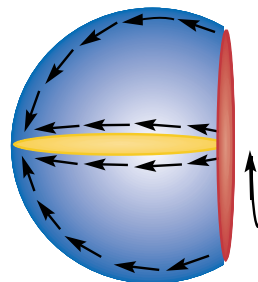
- Unique laminar flow design of the Supr-Swivel enhances gas flow and performance vs. flow patterns in standard 90° fittings.

Convenience




- Patented multi-plane design increases the range of motion of the connector making it convenient and easy to move equipment at angles, from side-to-side and back-and-forth.
- Increased range of motion of the gas connector allows the appliance to be positioned closer to the wall, providing increased aisle space.


Product Specifications

- **Material:** Aluminum body, brass threaded end fitting
- **Range of Motion:** 1/2" and 3/4": 230° of linear rotation, 360° of spherical rotation
1" and 1-1/4": 360° of linear rotation, 360° of spherical rotation
- US Patent 5,178,422 4,615,547
- Canadian Patent 2,079,825



Example of Supr-Swivel's range of motion


-  Equipment moving from side to side – **A** rotation
-  Equipment moving away from and toward the wall – **B** rotation
-  Swivel rotating against the wall to reduce space behind equipment – **A** and **B** rotation



Supr-Swivel Multi-Plane Fittings

| Product Number | Connector Series (Inside Diameter in Inches) |
|----------------|---|
| S50 | 1/2" (1.27 cm) |
| S75 | 3/4" (1.90 cm) |
| S100 | 1" (2.54 cm) |
| S125 | 1-1/4" (3.18 cm) |

The Supr-Swivel Gas Connector Kits are available in 4-color boxes for display on the Dormont Supr-Center™ display rack. Boxes are available for 1/2", 3/4" and 1" connectors in both 36" and 48" lengths.



Single Supr-Swivel Deluxe Gas Connector Installation Kits

| Product Number (Specify Length*) | Inside Diameter | Length* (Add length to the root part number xx) | | | | | |
|-------------------------------------|------------------|--|-----------|-----------|------------|------------|------------|
| | | 12" | 24" | 36" | 48" | 60" | 72" |
| 1650KITSxx | 1/2" (1.27 cm) | | | | | | |
| 1675KITSxx | 3/4" (1.90 cm) | | | | | | |
| 16100KITSxx | 1" (2.54 cm) | (30.5 cm) | (60.9 cm) | (91.4 cm) | (121.9 cm) | (152.4 cm) | (182.8 cm) |
| 16125KITSxx | 1-1/4" (3.18 cm) | | | | | | |

Single Supr-Swivel Gas Connector Installation Kits include: (1) Supr-Safe moveable gas connector, (1) Supr-Swivel multi-plane fitting, (1) coiled restraining device with installation mounting hardware, (1) 90° elbow, (1) full port valve.

Double Supr-Swivel™ Deluxe Gas Connector Installation Kits

| Product Number (Specify Length*) | Inside Diameter | Length* (Add length to the root part number xx) | | | | | |
|-------------------------------------|------------------|--|-----------|-----------|------------|------------|------------|
| | | 12" | 24" | 36" | 48" | 60" | 72" |
| 1650KIT2Sxx | 1/2" (1.27 cm) | | | | | | |
| 1675KIT2Sxx | 3/4" (1.90 cm) | | | | | | |
| 16100KIT2Sxx | 1" (2.54 cm) | (30.5 cm) | (60.9 cm) | (91.4 cm) | (121.9 cm) | (152.4 cm) | (182.8 cm) |
| 16125KIT2Sxx | 1-1/4" (3.18 cm) | | | | | | |

Double Supr-Swivel Gas Connector Installation Kits include: (1) Supr-Safe moveable gas connector, (2) Supr-Swivel multi-plane fittings, (1) coiled restraining device with installation mounting hardware, (1) full port valve.

Cimfast™ Deluxe Gas Connector Installation Kits with Double Supr-Swivel Fittings

| Product Number (Specify Length*) | Inside Diameter | Length* (Add length to the root part number xx) | | | | | |
|-------------------------------------|-----------------|--|-----------|-----------|------------|------------|------------|
| | | 12" | 24" | 36" | 48" | 60" | 72" |
| 1650KITCF2Sxx | 1/2" (1.27 cm) | | | | | | |
| 1675KITCF2Sxx | 3/4" (1.90 cm) | | | | | | |
| 16100KITCF2Sxx | 1" (2.54 cm) | (30.5 cm) | (60.9 cm) | (91.4 cm) | (121.9 cm) | (152.4 cm) | (182.8 cm) |

Cimfast Double Swivel Gas Connector Installation Kits include: (1) Supr-Safe moveable gas connector with the Cimfast QDV, (2) Supr-Swivel multi-plane fittings, (1) coiled restraining device with installation mounting hardware, (1) NPS coupler.

Cimfast Single Swivel Kits are available. Contact Customer Service for additional product information and availability.

BTU Flow Capacity – Supr-Swivel Fitting

| Product Number | Inside Diameter | BTU/hr Rating*** |
|----------------|------------------|------------------|
| S50 | 1/2" (1.27 cm) | 190,000 |
| S75 | 3/4" (1.90 cm) | 229,000 |
| S100 | 1" (2.54 cm) | 457,000 |
| S125 | 1-1/4" (3.18 cm) | 1,101,000 |

*** Flow rating BTU/hr (w) 0.64 specific gravity natural gas @ 0.5" WC pressure drop.

Standards and Certifications

ANSI Z21.69/CSA 6.16 - Metal Connectors for Moveable Gas Appliances

Design certified to ANSI/UL 567, Pipe Connectors for Flammable and Combustible Liquids and LP-Gas.

Supr-Swivels ARE CERTIFIED FOR USE WITH DORMONT GAS CONNECTORS ONLY.



Accessories

Cimfast QDV Quick Disconnect Valve Safety Fitting

- Decreases fire hazards
- Eliminates accidental disengaging
- Prevents incorrect hookup

