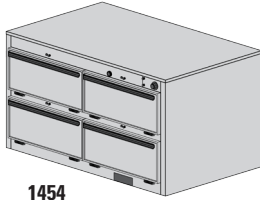




Your Solutions Partner

Specifications

F.O.B Sedalia, Missouri 65301



1454



1455

OPTIONS:

- Enclosed base - 6" high
- Cord and plug - 8'
- Casters - 5" polyurethane, 2 swivel w/brakes 2 rigid
- Push bar
- Bumpers - stainless steel
- Door Panels - laminated plastic
- Additional pair 5" angle slides
- Legs - for 1454 and 1454P models
- Door locks
- 440-480V Circuit
- Celsius thermometer in lieu of Fahrenheit
- 208V/1Ph; 208V/3Ph; 240V/1 PH; 240/3PH

AGENCY LISTING:



DUKE MANUFACTURING CO.
 2305 N. Broadway
 St. Louis, MO 63102

800.735.3853 Toll Free
314.231.5074 Fax
www.dukemfg.com

SS-DM-00188-THM-15

Approval Stamp(s):

PRODUCT INFORMATION:

PROJECT: _____

ITEM: _____

QUANTITY: _____

MODEL:

Thermotainer Food Holding Cabinets - "B" Series 9"H x 22"W x 28-1/2" D Compartments

- 1454** Reach-In 1 thermostat controls all 4 compartments , w/o legs
- 1454P** Pass-Thru 1 thermostat controls all 4 compartments, w/o legs
- 1455** Reach-In 2 thermostat controls all 5 compartments , w/ legs
- 1455P** Pass-Thru 2 thermostat controls all 5 compartments, w/ legs

BODY:

- Heavy gauge stainless steel, all panels except bottom
- Shell welded to interior
- Die-stamped compartment openings

DOORS:

- Stainless steel, die-stamped, embossed front
- Ribbed Interior
- Reinforced for mounting hardware
- Insulated with fiberglass
- Spring hinges die-stamped, with built-in-stop externally adjustable, completely concealed

COMPARTMENT:

- Heavy gauge stainless steel
- Rounded corners
- Stainless steel studs for angle slides at 3 levels
- (2) removable, adjustable, stainless steel, 5" angled slide pairs
- Removable liner for inspection and maintenance

ELECTRICAL CONTROLS:

- Recessed thermostat w/built-in On-Off switch
- Heat range 100° - 300° and dial thermometer
- Pilot lights
- Recessed connection box
- Removable access panel

DAMPERS:

- 2-position sliding type
- Controlled by push buttons
- Compartments individually controlled

INSULATION:

- Body fully insulated with 1-1/2" fiberglass

HEATING ELEMENTS:

- Sheath type strip heaters, 120 Volt, 1 Phase
- Removable compartment for ease of access to heating elements.

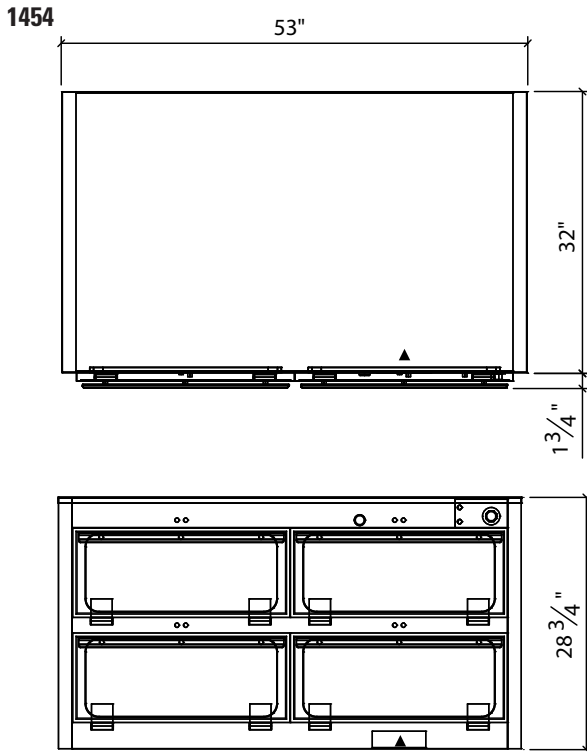
LEGS: For 1455 and 1455P

- Stainless steel die-stamped adjustable - 6" high

SHORT FORM SPECIFICATIONS:

Duke Thermotainers Food Holding Cabinets. Models 1454/1454P constructed with four (4) compartments. Models **1455/1455P** to have five (5) compartments. Compartments 9"H x 22"W x 28-1/2"D. Each compartments to have two (2) pairs of removable stainless steel slides. **1454/1454P** - one thermostat controls all compartments, while in **1455/1455P** two thermostats control all compartments. 100°- 300°F heat range with dial thermometer. Built-in installation - allow 1/4" tolerance greater than body width.

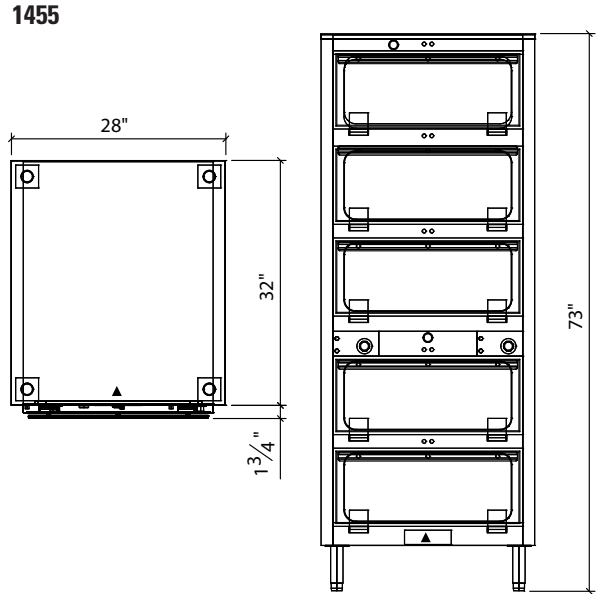
Thermotainer®



THERMOTAINER FOOD HOLDING CABINETS - "B" SERIES 9"H x 22"W x 28-1/2"D COMPARTMENTS

- 1454** Reach-In 1 thermostat controls all 4 compartments, w/o legs
- 1454P** Pass-Thru 1 thermostat controls all 4 compartments, w/o legs
- 1455** Reach-In 2 thermostat controls all 5 compartments, w/ legs
- 1455P** Pass-Thru 2 thermostat controls all 5 compartments, w/ legs

LEGEND - ELECTRICAL CONNECTION



Freight Class: 100

DIMENSIONS:

Model	Width		Depth		Height		Comp. Depth		Cube ft. crated	Weight	
	in	cm	in	cm	in	cm	in	cm		lbs	kg
1454	53	134.6	33-3/4	85.7	28-3/4	73.0	28-1/2	72.4	47.4	525	238.6
1454P	53	134.6	35-1/2	90.2	28-3/4	73.0	30-1/2	77.5	49.6	525	238.6
1455	28	71.1	33-3/4	85.7	74	188.0	28-1/2	72.4	60.9	650	295.5
1455P	28	71.1	35-1/2	90.2	74	188.0	30-1/2	77.5	63.7	650	295.5

ELECTRICAL SPECIFICATIONS: (Consult factory for 3-phase electrical requirements and other options.) 120V, 1Ph

Model	Connected Load		1454/1454P	1455/1455P
1454	2000 watts	Capacity w/standard slides	(24) 12" x 20" x 2" pans or (16) 12" x 20" x 4" pans or (8) 12" x 20" x 8" pans (12) 18" x 26" bake sheets	(30) 12" x 20" x 2" pans or (20) 12" x 20" x 4" pans or (10) 12" x 20" x 8" pans (15) 18" x 26" bake sheets
1454P	2000 watts			
1455	3500 watts			
1455P	3500 watts			

- 1454** Reach In - hinged doors on front only
- 1454P** Pass Thru - hinged doors on front & back for pass-thru service
- 1455** Reach In - hinged doors on front only
- 1455P** Pass Thru - hinged doors on front & back for pass-thru service



DUKE MANUFACTURING CO.
 2305 N. Broadway
 St. Louis, MO 63102
 800.735.3853 Toll Free
 314.231.1130 In Missouri
 314.231.5074 Fax
 www.dukemfg.com

Specification subject to change