



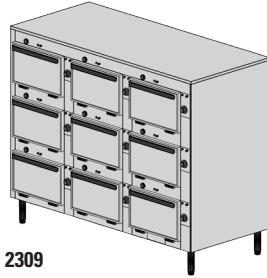
Your Solutions Partner

# Specifications

F.O.B Sedalia, Missouri 65301



2308



2309

### OPTIONS:

- Enclosed base - 6" high
- Cord and plug - 8'
- Casters - 5" polyurethane, 2 swivel w/brakes 2 rigid
- Push bar
- Bumpers - stainless steel
- Door Panels - laminated plastic
- Additional pair 3" angle slides
- Door locks
- 440-480V Circuit
- Celsius thermometer in lieu of Fahrenheit
- 208V/1Ph; 208V/3Ph; 240V/1 PH; 240/3PH

### AGENCY LISTING:



### DUKE MANUFACTURING CO.

2305 N. Broadway  
St. Louis, MO 63102

800.735.3853 Toll Free  
314.231.5074 Fax  
www.dukemfg.com

SS-DM-00202-THM-29

### Approval Stamp(s):

### PRODUCT INFORMATION:

PROJECT: \_\_\_\_\_

ITEM: \_\_\_\_\_

QUANTITY: \_\_\_\_\_

MODEL:

### Thermotainer Food Holding Cabinets - "A" Series 9"H x 14"W x 23-1/2" D Compartments

- 2308** Reach-In 1 thermostat per compartment , w/ legs
- 2308P** Pass-Thru 1 thermostat per compartment , w/ legs
- 2309** Reach-In 1 thermostat per compartment , w/ legs
- 2309P** Pass-Thru 1 thermostat per compartment , w/ legs

### BODY:

- Heavy gauge stainless steel, all panels except bottom
- Shell welded to interior
- Die-stamped compartment openings

### DOORS:

- Stainless steel, die-stamped, embossed front
- Ribbed Interior
- Reinforced for mounting hardware
- Insulated with fiberglass
- Spring hinges die-stamped, with built-in-stop externally adjustable, completely concealed

### COMPARTMENT:

- Heavy gauge stainless steel
- Rounded corners
- Stainless steel studs for angle slides at 3 levels
- (2) removable, adjustable, stainless steel, 3" angled slide pairs
- Removable liner for inspection and maintenance

### ELECTRICAL CONTROLS:

- Recessed thermostat w/built-in On-Off switch
- Heat range 100° - 300° and dial thermometer
- Pilot lights
- Recessed connection box
- Removable access panel

### DAMPERS:

- 2-position sliding type
- Controlled by push buttons
- Compartments individually controlled

### INSULATION:

- Body fully insulated with 1-1/2" fiberglass

### HEATING ELEMENTS:

- Sheath type strip heaters, 120 Volt, 1 Phase
- Removable compartment for ease of access to heating elements.

### LEGS:

- Stainless steel die-stamped adjustable - 6"

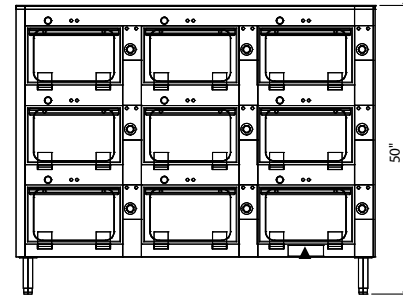
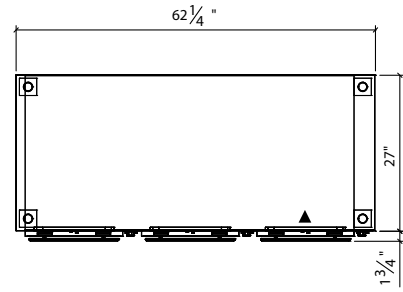
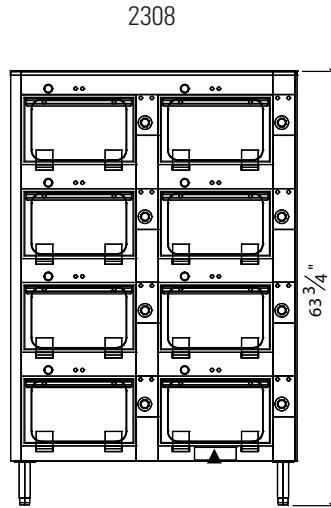
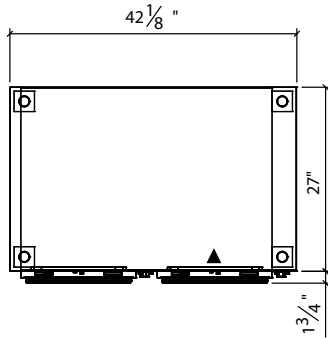
### SHORT FORM SPECIFICATIONS:

**Duke Thermotainers Food Holding Cabinets.** Models **2308/2308P** constructed with eight (8) compartments. Models **2309/2309P** to have nine (9) compartments. Compartments 9"H x 14"W x 23-1/2"D. Each compartment to have two (2) pairs of removable stainless steel slides. One thermostat per compartment. 100° - 300°F heat range with dial thermometer and 6" high stainless legs. Built-in installation - allow 1/4" tolerance greater than body width.



**THERMOTAINER FOOD HOLDING CABINETS - "A" SERIES  
9"H x 14"W x 23-1/2"D COMPARTMENTS**

- 2308** Reach-In 1 thermostat per compartment, w/ legs
- 2308P** Pass-Thru 1 thermostat per compartment, w/ legs
- 2309** Reach-In 1 thermostat per compartment, w/ legs
- 2309P** Pass-Thru 1 thermostat per compartment, w/ legs



**DIMENSIONS:**

Freight Class: 100

Model	Width		Depth		Height		Comp. Depth		Cube ft. rated	Weight	
	in.	cm.	in.	cm.	in.	cm.	in.	cm.		lbs.	kg.
<b>2308</b>	42-1/8	107.0	28-3/4	73.0	63-3/4	161.9	23-1/2	59.7	65.5	850	386.4
<b>2308P</b>	42-1/8	107.0	30-1/2	77.5	63-3/4	161.9	25-1/2	64.8	69.0	850	386.4
<b>2309</b>	62-1/4	158.1	28-3/4	73.0	50	127.0	23-1/2	59.7	75.0	950	431.8
<b>2309P</b>	62-1/4	158.1	30-1/2	77.5	50	127.0	25-1/2	64.8	79.0	950	431.8

**ELECTRICAL SPECIFICATIONS:** (Consult factory for 3-phase electrical requirements and other options.)

Model	Connected Load
<b>2308</b>	6000 watts
<b>2308P</b>	6000 watts
<b>2309</b>	6750 watts
<b>2309P</b>	6750 watts

	<b>2308/2308P</b>	<b>2309/2309P</b>
<b>Capacity w/standard slides</b>	(24) 12" x 20" x 2" pans or (16) 12" x 20" x 4" pans or (8) 12" x 20" x 8" pans	(27) 12" x 20" x 2" pans or (18) 12" x 20" x 4" pans or (9) 12" x 20" x 8" pans

- 2308** Reach In - hinged doors on front only
- 2308P** Pass Thru - hinged doors on front & back for pass-thru service
- 2309** Reach In - hinged doors on front only
- 2309P** Pass Thru - hinged doors on front & back for pass-thru service



**DUKE MANUFACTURING CO.**

2305 N. Broadway  
St. Louis, MO 63102

800.735.3853 Toll Free  
314.231.1130 In Missouri  
314.231.5074 Fax  
www.dukemfg.com

Specification subject to change