



PREPARATION TABLE

MEGA SALAD TOP MODEL 9000K-7

Self-contained refrigerated salad top unit with raised rim cutouts in stainless steel top. Recessed pan ledge to hold 6" deep pans, pans not provided. R-134a expansion valve refrigeration system is "CFC free". Randell mullion blower coil with thermostatic control, cools base and pans. Stainless steel hinged roll cover, lift-off louver, full length cutting board, foamed in place urethane insulation, condensate evaporator, locking casters and cordset for 115V operation.

PROJECT NAME:

LOCATION:

ITEM NO:

QTY:

MODEL NO:

AIA NO:

SIS NO:

CSI SECTION: 11400

AVAILABLE MODELS:

- 9030K-7
- 9040K-7
- 9045K-7
- 9050K-7

STANDARD FEATURES:

- Side mounted compressor with mullion "Turbo" coil provides proper pan cooling, and "full depth" usable interior space
- "CFC free" R-134a refrigerant
- Expansion valve
- Hot gas condensate evaporator
- Exterior stainless steel top & ends
- Foamed in place "CFC free" urethane insulation
- Raised rim cutouts in stainless steel top with recessed pan ledge to hold 6" deep pans, pans not provided
- Stainless steel, hinged roll cover
- Full length NSF approved 10" wide composition cutting board
- Durable shelf supports molded into sides
- 6" casters, front two with locks
- 8' cord and plug for 115 volt operation
- Self-closing doors with exclusive press-fit magnetic gaskets

CABINET EXTERIOR: Cabinet body is constructed of all metal. Cabinet top to be one piece die-formed 20 gauge stainless steel with 1 1/2" high square nosing. Top to have raised rim cutouts with recessed pan ledge to hold 6" deep pans, pans not provided. Hinged, stainless steel roll cover. All units are standard with stainless steel ends. Door openings to be ABS and contain magnetic strip for positive sealing of gaskets. Louver is stainless steel, removable without tools. Full length, NSF composition 10" cutting board provided. 10" wide work surface to be at 34.875" work height with unit on standard 6" casters (front two with locks).

CABINET INTERIOR: Unit base interior to be ABS thermoplastic at ends only. Anodized aluminum base liner to be covered cornered to form interior bottom, back and top meeting N.S.F. standard #7. One baked enamel finished shelf provided behind each door. Unit insulated with a minimum of 2.5" of CFC free, foamed in place polyurethane. Full depth interior allows for the use of optional 18" x 26" tray racks.

DOORS: Easy to grasp recessed handles, mounted on heavy duty concealed hinges. Hinges are all stainless steel with bronze pivot pin in nylon bushing. Doors with foamed in place insulation, press fit magnetic gaskets - (designed for installation & removal without tools), and deep draw ABS interior liner for maximum insulation value.

REFRIGERATION: CFC free, R-134a Expansion Valve refrigeration system to include condensing unit, and thermostatic control for field adjustability. Compressor housing to allow maximum airflow and permit mounting of standard condensate evaporator. Mullion coil, is coated to resist corrosion, and offers maximum air flow while allowing use of the full depth interior for maximum product storage, and the use of optional tray racks. Units totally prewired and to be supplied with 8' cordset (NEMA 5-15P) for 115V operation.

This equipment is intended for use in rooms having an ambient temperature of 86°F (30°C) or less.

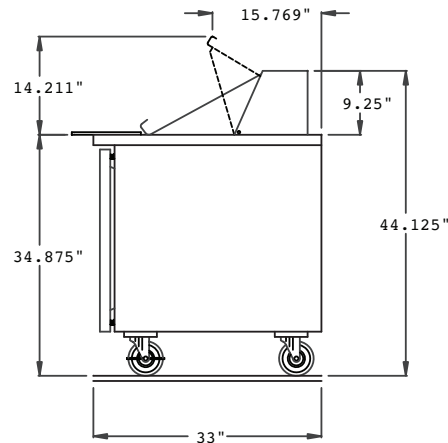
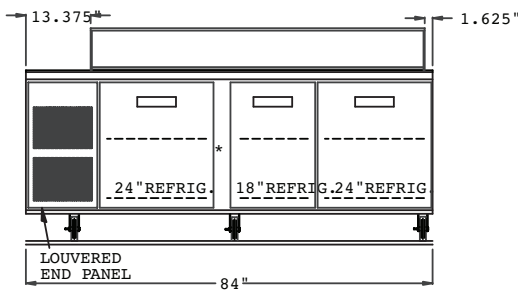
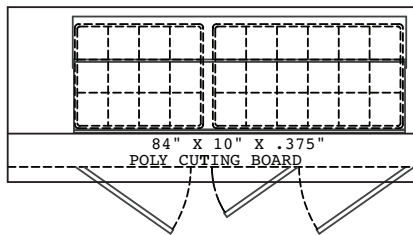
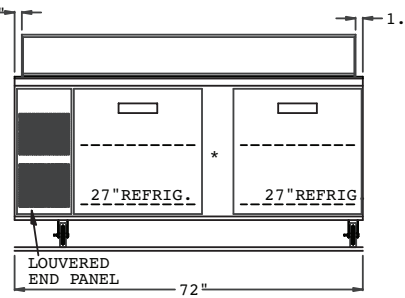
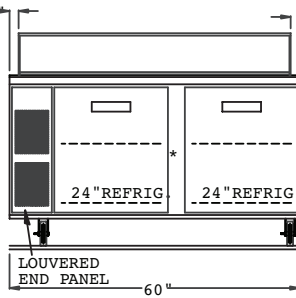
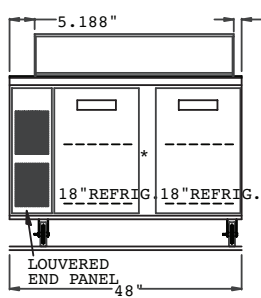
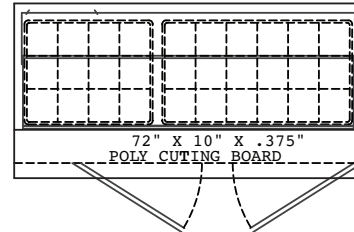
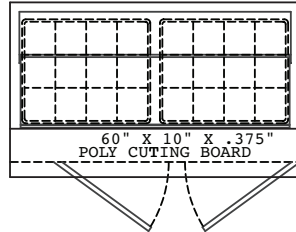
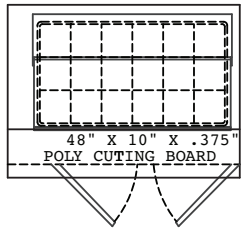
ORIGIN OF MANUFACTURE: Designed and manufactured in the United States.

9000K-7 Mega Salad Top, Model 9045K-7 shown with optional refrigerated doors.



OPTIONS/ACCESSORIES:

- Stainless steel back panel
- Tray racks for 24" or 27" openings only
- Refrigerated drawers
- Overshelves
- Legs in lieu of casters
- Stainless steel mullion covers



Drawings are to be viewed in the same order as the chart, one drawing to represent refrigerator and freezer units

Model	L	W	H	Doors	Storage Cu. Ft.	Pan Capacity	HP	Volt	Amps	NEMA	BTU Rating	Ship Wt.
9030K-7	48"	33"	34.875"	(2)18"	10.04	(9)1/3	1/3	115/60/1	9	5-15P	1380	335
9040K-7	60"	33"	34.875"	(2)24"	14.67	(12)1/3	1/3	115/60/1	9	5-15P	1380	460
9045K-7	72"	33"	34.875"	(2)27"	19.30	(15)1/3	3/8	115/60/1	9	5-15P	1380	475
9050K-7	84"	33"	34.875"	(2)24",(1)18"	23.93	(15)1/3	3/8	115/60/1	9	5-15P	2385	520