

RANDELL®

Drop-In Freezer/Plate Chiller models 9550A

model 9550A 9552A

Description:

Drop-in self-contained freezer with stainless steel top, raised rim opening, and insulated lids. Units can be installed in two airflow directions to provide proper cooling, dependent of application. R-404a refrigerant, "CFC free". Wrapped refrigeration construction with condensing unit, and thermostatic control. Cordset for 115V operation.

All Drop-In cold pans include our easy to use hold down brackets. The Randell designers have redesigned the brackets, making it easy to install the cold pan to any counter top.

Specifications:

UNIT EXTERIOR: Top to be one piece 18 gauge stainless steel. Top to have opening with raised rim, fitted with removable, hinged, insulated lid. Body exterior to be corrosion resistant steel. Condensing unit mounted on corrosion resistant framework, placed below unit body. New hold down clips. Stainless steel louver panel provided for field installation in counter.

UNIT INTERIOR: Interior to be stainless steel, with coved corner construction for easy cleaning. Insulation to be CFC free, foamed in place polyurethane. Unit interior sides wrapped with refrigerating lines.

REFRIGERATION: CFC free, R-404a refrigeration system to be wrapped refrigeration construction. Condensing unit, and thermostatic control for operator adjustability mounted just inside corrosion resistant framework, placed below unit body. 8' cordset (NEMA 5-15P) supplied for 115V operation.

This equipment is intended for use in rooms having an ambient temperature of 86°F (30°C) or less.

Standard Features:

- Self-contained refrigeration system with thermostatic control, system utilizes "CFC free", R-404a refrigerant
- Choice of front or side airflow
- Coved cornered interior
- Stainless steel top with insulated hinged covers that can be rotated, allowing a front-back opening or a left-right opening, regardless of how you install the unit for airflow. Optional clear plexi covers available on request.
- Self-contained freezer suitable for ice cream, frozen foods, plate and mug chilling
- 8' cordset provided
- Hold down clips on two sides, with additional mounting holes

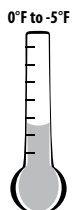
model 9552A front/back airflow shown

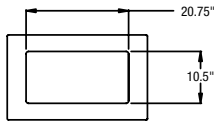


model 9550A left/right airflow shown

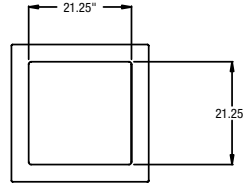


model 9552A left/right airflow shown

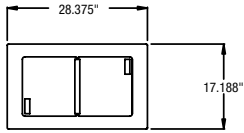




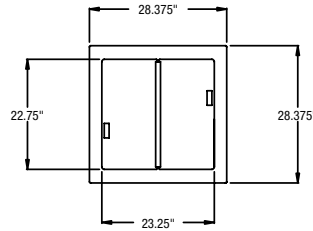
LEGEND FOR MODEL # 9550A
 (HP) 1/3 HP COMPRESSOR
 JUNCTION BOX:
 115V/60Hz/1Ph/5.8A
 9' LONG CORD SET
 (NEMA 5-15P)



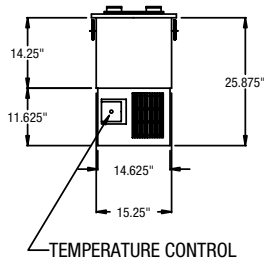
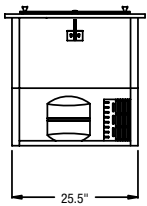
LEGEND FOR MODEL # 9552A
 (HP) 1/4 HP COMPRESSOR
 R404A REFRIGERANT
 JUNCTION BOX:
 115V/60Hz/1Ph/6.3A
 8' LONG CORD SET
 (NEMA 5-15P)



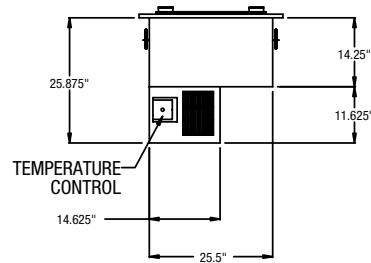
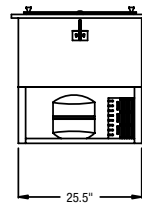
CUTOUT DIMENSIONS:
 26" X 15.75"



CUTOUT DIMENSIONS:
 26" X 26"



MODEL# 9550A



MODEL# 9552A

Model	L	D	No. of Openings	Storage Cu. Ft.	Gallon Capacity	Counter Cutout Dim.	H.P.	Volt	Amp.	NEMA	Ship Wt.
9550A	28 3/8"	17 3/16"	1	1.8	6	26" x 15.75"	1/3	115/60/1	6.3	5-15P	125
9552A	28 3/8"	28 3/8"	1	3.36	11.2	26" x 26"	1/3	115/60/1	6.3	5-15P	165



Component