



RM-26

Glass Door Merchandiser with Swing Door



RM-26
08/24/18
Item # 13404

W x D x H
30" x 29.75" x 78"

RM-26



Dimensions / Capacity

**One Section
RM-26**

Interior Storage Capacity (CF)	26 ft ³
Overall Width x Depth	30" x 29.75"
Height	78"
Depth with Door Open	58.1"
Adjustable Shelves	5
Shelf Dimensions (W x D)	25.75" x 24"
Crated Shipping Weight	340 lbs.
Crated Width x Depth x Height	34" x 34" x 82"

Electrical / Refrigeration

**One Section
RM-26**

Voltage	115/60/1
HACR Breaker	15.0 Amps
Electrical Connection (NEMA)	5-15P Ⓢ
Voltage Range	104-126
Ambient Temp. Range	60° to 86°F
Control Setpoint Range	34° to 40°F
Amperage	4.7
Energy Consumption (kWh/day) @ASHRAE	2.03
Approx. Nominal Compres. BTU/HR (HP)	1250 (1/3HP)
Refrigerant / Charge Amount (oz)	R-134a / 6oz.

Options

- Organizer shelf (HS-5291)
- Price tag holder (HS-5292)
- Epoxy Shelf (HS-5317)
- 4" Casters (HS-5288)

Warranty

* 3 Year - Parts and Labor on entire machine.
5 Year - Parts on Compressor
Valid in United States, Canada, Puerto Rico and U.S. Territories. Contact factory for warranty in other countries.

Item #: _____
Project: _____
Qty: _____
AIA#: _____

Features

- ▶ **Curved vertical corners with silver aluminum exterior provide enhanced product display**
- ▶ **Electronic controller with visual and audio high and low temperature alarms**
- ▶ **Forced air evaporator for quick temperature pull down**

- Listed under NSF/ANSI Standard 7 for the storage and/or display of packaged or bottled products.
- Large glass door is energy efficient Low-E multi pane glass
- (5) white epoxy coated shelves per section with product stops are standard
- Automatic energy saving hot gas loop on front edge of refrigeration compartment helps prevent condensation particularly in hot humid environments
- LED illuminated exterior canopy
- Energy efficient vertical LED interior lights illuminate products on display
- Door is mounted on heavy duty hinges with self-closing mechanism
- Silver painted aluminum exterior with NSF approved white steel interior and stainless steel floor
- Electronic controller with energy saving mode will save approximately 40% energy consumption during non-peak hours
- Environmentally friendly CFC-Free Polyurethane insulation with cyclopentane blowing agent.
- Stainless steel shelf clips adjustable in 1/2" increments on anodized aluminum supports
- Refrigerant flow is controlled with a capillary tube
- 8 Foot cord and plug
- 2 inch leveling legs standard
- Three years parts and labor warranty
- Five-year compressor warranty

Capacity:
20 oz. bottles: 360
12 oz. bottles: 900



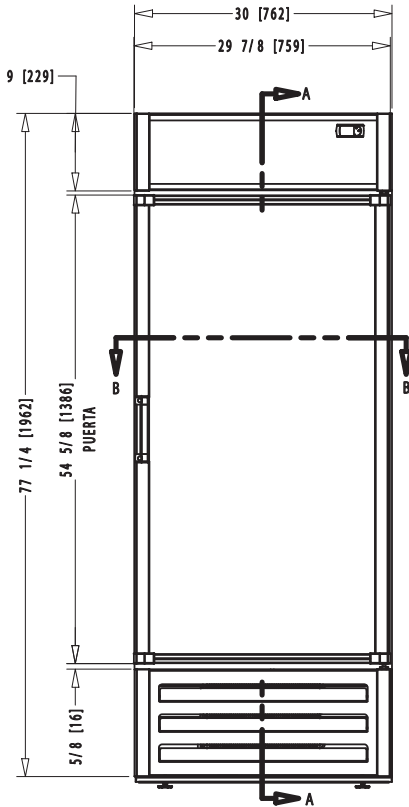
RM-26

Glass Door Merchandiser with Swing Door

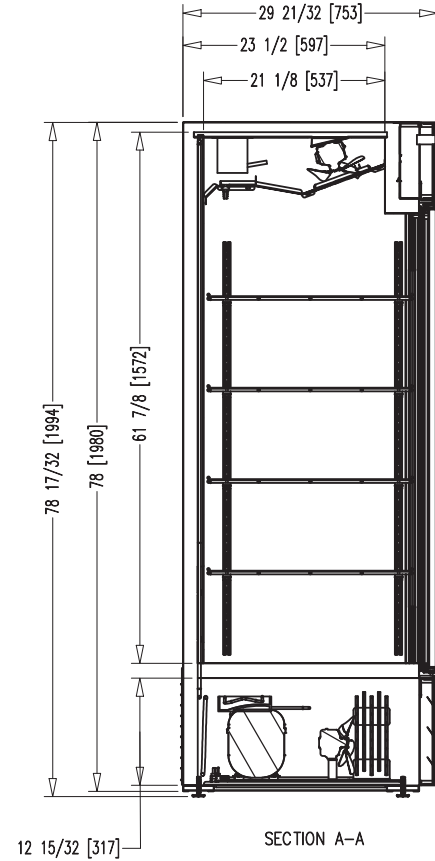


RM-26
08/24/18
Item # 13404

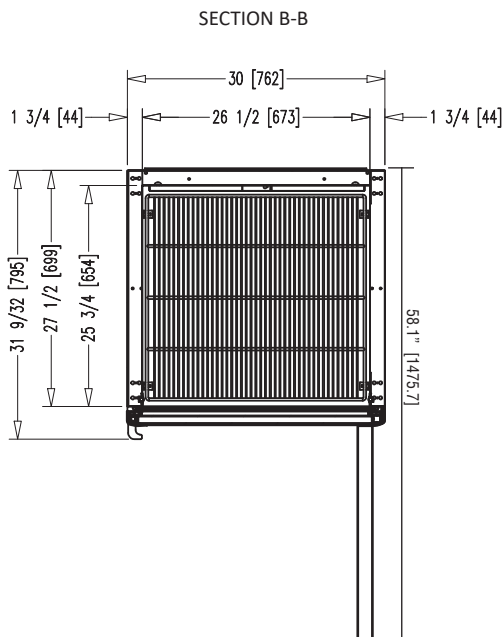
FRONT VIEW



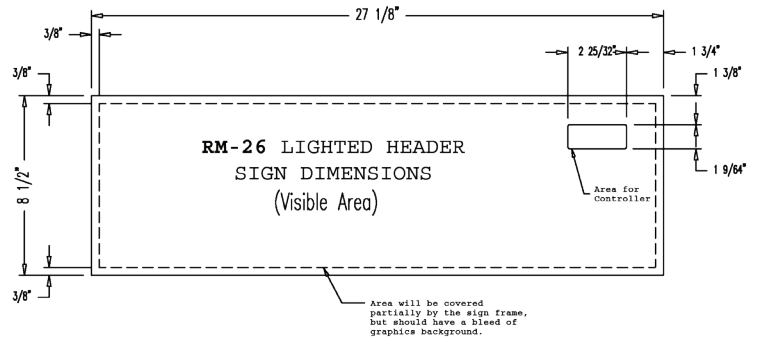
SIDE VIEW



PLAN VIEW



HEADER DIMS



Graphic Requirements:

- 360 dpi resolution. Scale 1=1
- Colors for CMYK process
- Image with 1/4" of excess by side
- Graphics must be saved in photoshop (with layers) (or your sign company file type requirements)
- Include a full color print out

Material Requirements:

- Thickness: 1/16" (1.5mm)
- Good- Acrylic/Pexiglass, Better - high impact acrysteel, acrylite SG
- Best- Super impact Lexan, Lexan SG Polycarbonate

Note: Texts and important parts of the image should be within the visible area. The visible area is illustrated by dotted lines when it applies.