



Master Series Spreader Plates & Cabinets

Item: _____
 Quantity: _____
 Project: _____
 Approval: _____
 Date: _____

Master Series Spreader Plates & Cabinets

Models:

- | | | | | | |
|--------------------------------|--------------------------------|---------------------------------|---------------------------------|-------------------------------------|---------------------------------|
| <input type="checkbox"/> M12ES | <input type="checkbox"/> M17ES | <input type="checkbox"/> M24ES | <input type="checkbox"/> M36ES | <input type="checkbox"/> M17ES-SINK | |
| <input type="checkbox"/> M6SP | <input type="checkbox"/> M9SP | <input type="checkbox"/> M12SP | <input type="checkbox"/> M17SP | <input type="checkbox"/> M24SP | <input type="checkbox"/> M34SP |
| <input type="checkbox"/> M6SPT | <input type="checkbox"/> M9SPT | <input type="checkbox"/> M12SPT | <input type="checkbox"/> M17SPT | <input type="checkbox"/> M24SPT | <input type="checkbox"/> M34SPT |
| <input type="checkbox"/> M6FE | <input type="checkbox"/> M9FE | <input type="checkbox"/> M12FE | <input type="checkbox"/> M17FE | <input type="checkbox"/> M24FE | <input type="checkbox"/> M34FE |



Model M17ES

Standard Features:

- Stainless steel front; black powder coat epoxy sides
- 7-1/2" (191mm) stainless steel front rail
- Stainless steel top plate
- 1-1/4" NPT manifold joins adjacent equipment
- Cabinet storage base interior of aluminized steel

Optional Features:

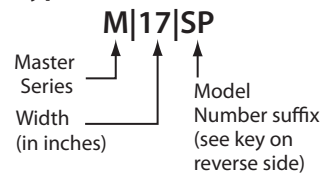
- Stainless side(s)
- Stainless steel back
- Stainless steel common front rail up to 68" (1728mm) wide (two or more units in a battery)
- Stainless steel tubular high shelf, single or double deck

- Stainless steel backguard: 10" (354mm), 17" (432mm) or 33" (838mm) High
- Stainless steel sink
- 1 1/4" rear gas connection for M6SP & M6SPT
- 1 1/4" and 2" NPT rear gas connection for 9" (229mm), 12" (308mm), 17" (432mm), 24" (610mm) and 34" (864mm), spreaders.
- Swivel casters (4) w/front brakes, (cabinets only)
- Polyurethane non-marking swivel casters (4) w/front brakes (cabinets only)
- 6" (152mm) stainless steel adjustable legs (cabinets only)
- Storage base shelf of aluminized or stainless steel in 17" (432mm), 24" (610mm) and 34" (864mm) cabinets

Specifications:

Spreader plates provide additional work space between ranges or at the end of a battery. A 1-1/4" NPT manifold joins adjacent equipment for a continuous battery design, protected by a stainless steel manifold cover. Standard widths are 6" (152mm), 9" (229mm), 12" (610mm), 17" (432mm), 24" (610mm) and 34" (864mm), (Special sizes are available.) Spreader plate is available with front enclosure or mounted on cabinet base. Front enclosure is stainless steel and completely removable. Available in standard widths listed above, as well as special sizes. Cabinets have stainless steel doors with black powder coat epoxy sides. 12" (308mm), 17" (432mm) and 24" (610mm) wide have one door, and 34" (864mm) wide two doors.

Typical Model Number



Garland Commercial Industries, LLC
 185 East South Street
 Freeland, PA 18224
 Phone: (570) 636-1000
 Fax: (570) 636-3903

Garland Commercial Ranges Ltd
 1177 Kamato Road,
 Mississauga, Ontario
 L4W 1X4 CANADA
 Phone: 905-624-0260
 Fax: 905-624-5669



Model Number Suffixes:

SP = Spreader Plate only. Available in 6" (152mm), 9" (229mm), 12" (308mm), 17" (432mm), 24" (610mm) and 34" (864mm) widths *

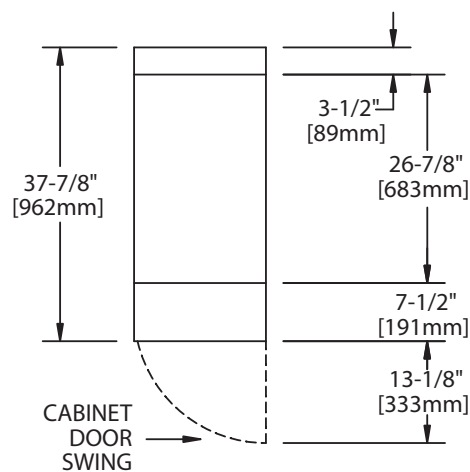
SPT = Spreader Plate - "Modular" to match other modular top sections and for use with refrigerated bases. Available in 6" (152 mm), 9" (229mm), 12" (308mm), 17" (432mm), 24" (610mm) and 34" (864mm) widths *

FE = Spreader Plate with Front Enclosure. Available in 6" (152 mm), 9" (229mm), 12" (308mm), 17" (432mm) 24" (610mm) and 34" (864mm) widths *

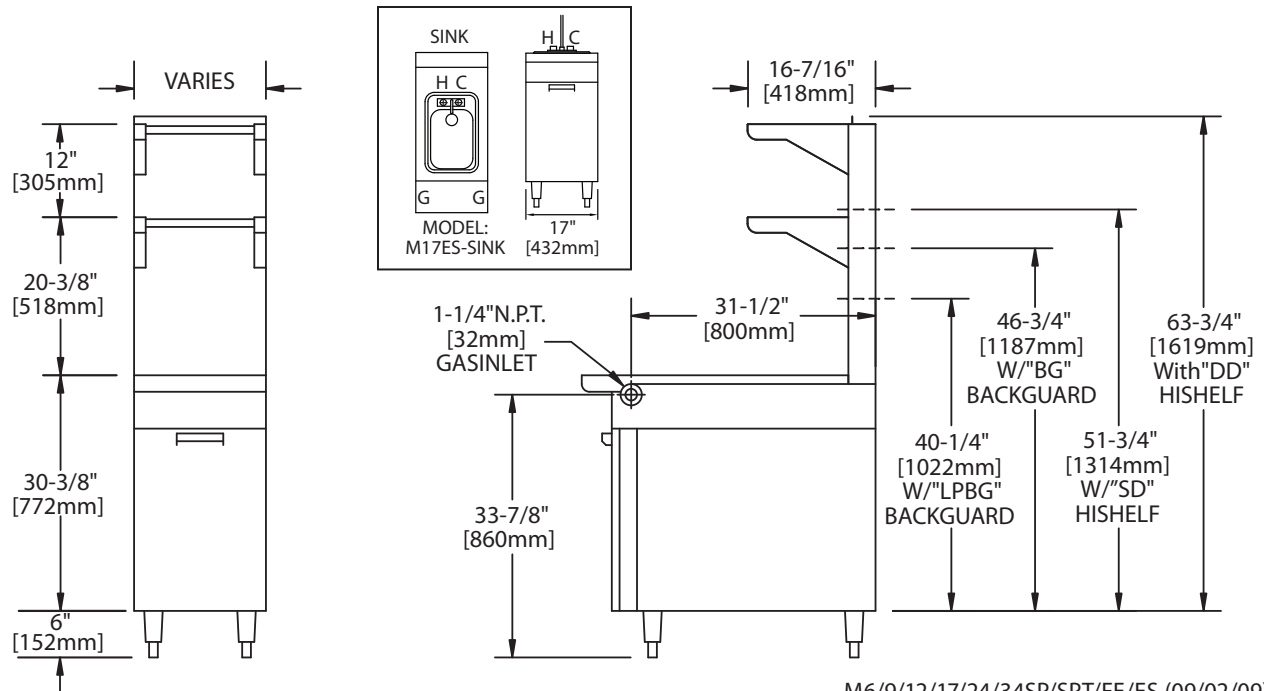
ES = Full Spreader Cabinet with door. Available in 12" (308mm), 17" (432mm), 24" (610mm) and 34" (864mm) widths *

-Sink = Stainless Steel Sink w/hot & cold faucet. Available in 17" (432mm) "ES" models only e.g. M17ES-SINK

* Special widths available upon request (additional charge).



SHIPPING					
Model	Lb/Kg	Cu Ft	Model	Lb/Kg	Cu Ft
M6SP	25/11	3	M6FE	40/18	6
M9SP	40/18	5	M9FE	60/27	10
M12SP	50/23	7	M12FE	105/48	12
M17SP	75/34	9	M17FE	115/52	15
M24SP	105/48	11	M24FE	140/64	18
M34SP	150/68	12	M34FE	180/82	21
M6SPT	25/11	3	M12ES	125/56	19
M9SPT	40/18	5	M17ES	175/79	24
M12SPT	50/23	7	M24ES	190/86	20
M17SPT	75/34	9	M34ES	325/147	46
M24SPT	105/48	11	M17ES-SINK	185/84	26
M34SPT	150/68	12			



M6/9/12/17/24/34SP/SPT/FE/ES (09/02/09)