



COUNTER TOP ELECTRIC HORIZONTAL SELF-SERVE MERCHANDISERS

Job _____ Item # _____

HEATED MERCHANDISERS



Model CDM30-H1

Single Shelf

- Model CDM-30H-1
- Model CDM-36H-1
- Model CDM-42H-1
- Model CDM-48H-1
- Model CDM-54H-1
- Model CDM-60H-1

Double Shelf

- Model CDM-30H-2
- Model CDM-36H-2
- Model CDM-42H-2
- Model CDM-48H-2
- Model CDM-54H-2
- Model CDM-60H-2

STANDARD FEATURES

- Stainless steel stainless top, sides and base
- Hard coated aluminum heat shelf
- 1 1/2" insulation throughout shelf base
- Polished mirror stainless steel reflectors on top heat
- Thermostatically controlled heat for base & rear overhead heat source
- Decorative powder coated sides, fronts, back & insets
- Shatter-resistant incandescent lights
- 4" high temperature Polycarbonate & steel legs anchored to a solid stainless steel base
- Tempered glass sides for maximum visibility
- Pilot light
- One year limited parts & labor warranty

SPECIFICATIONS

Self-serve merchandisers keep a variety of packaged foods hot and provide fast and easy access for the consumer. Wrapped products are kept at NSF safe temperatures through a system of infrared overhead heat and a thermostatically controlled heated base. The heated holding area is designed to have enough reserve power to overcome variations in temperature and air movement.

Horizontal flat self-serve merchandisers are available in one or two shelf versions. Lengths are available from 24" of displayable area to 54" of displayable area.

Powder coated front and side accents compliment your operation's decor. The self-serve merchandiser line comes standard with a black front and red channel insets along with a red side panel. Available in a variety of colors that are perfect for front of the house use. Inset panels for the front match side color panel and can be used for product identification signs or price markers.

Built of solid stainless steel infrastructure and support, the self-serve line is the most durable and sturdy merchandiser on the market.

The heated base has specially coated aluminum which transfers heat efficiently and allows boxes and wrapped products to smoothly slide toward the front.

Tempered glass end panels allow maximum visibility, while shatter resistant incandescent lights illuminate the merchandising area.

One year limited parts & labor warranty.

OPTIONS & ACCESSORIES

- Powder coated front & back shelf extrusions in white, blue, red or green — black is standard
- Powder coated side support in white, yellow or black — red is standard
- Powder coated inset panel in white, yellow or black — red is standard

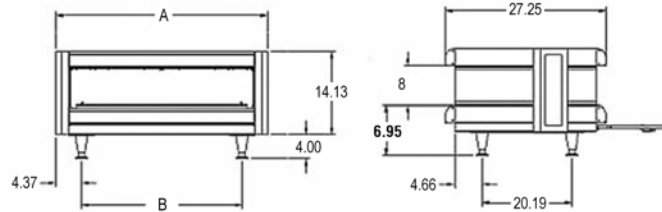
CERTIFICATIONS



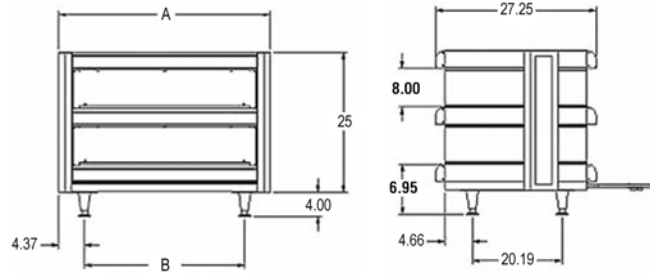
BKI North America
PO Box 80400 • Simpsonville, SC 29680-0400 USA
Phone: 864.963.3471 • 800.927.6887 • fax: 864.963.5316
www.BKIideas.com

BKI Europe
Theale Technology Centre
Station Road • Theale • Reading • West Berkshire • RG74AA
Telephone: 0870 9904242 • fax: 08709904243





SINGLE SHELF




DOUBLE SHELF

ALL DIMENSIONS NOMINAL

SHIPPING INFORMATION

Model	Shipping Weight		Carton Size		Carton Dimensions					
	Lbs.	Kilos	Cubic Feet	Cubic Meters	Width		Depth		Height	
					Inches	mm	Inches	mm	Inches	mm
CDM-30H-1	150	68	13.78	0.40	32	813	31	787	24	610
CDM-36H-1	161	73	16.36	0.47	38	965	31	787	24	610
CDM-42H-1	179	81	18.94	0.55	44	1118	31	787	24	610
CDM-48H-1	198	90	21.53	0.62	50	1270	31	787	24	610
CDM-54H-1	208	95	24.11	0.69	56	1422	31	787	24	610
CDM-60H-1	226	103	26.69	0.77	62	1575	31	787	24	610
CDM-30H-2	195	87	21.24	0.61	32	813	31	787	37	940
CDM-36H-2	215	98	25.22	0.73	38	965	31	787	37	940
CDM-42H-2	235	107	29.21	0.84	44	1118	31	787	37	940
CDM-48H-2	260	118	33.19	0.96	50	1270	31	787	37	940
CDM-54H-2	270	123	37.17	1.07	56	1422	31	787	37	940
CDM-60H-2	280	127	41.15	1.19	62	1575	31	787	37	940



5-15P

14-20P

POWER SUPPLY

Model	Watts	Voltage	Amps	Adjustable Divider Rods
CDM-30H-1	695	120	5.8	5
CDM-36H-1	845	120	7.0	6
CDM-42H-1	995	120	8.2	7
CDM-48H-1	1240	120	10.3	8
CDM-54H-1	1390	120	11.5	9
CDM-60H-2	1540	120	12.8	10
CDM-30H-2	1340	120	11.5	10
CDM-36H-2	1640	120	14.0	12
CDM-42H-2	1915	120	16.5	14
CDM-48H-2	2430	*120/208	9.5	16
CDM-54H-2	2705	*120/208	13.0	18
CDM-60H-2	3005	*120/208	14.4	20

OUTSIDE & LEG WIDTHS

CDM Model	30		36		42		48		54		60	
	in.	mm	in.	mm	in.	mm	in.	mm	in.	mm	in.	mm
A - outside	30	762	36	914	42	1067	48	1219	54	1372	60	1524
B - leg	21	533	27	686	33	838	39	991	45	1143	51	1295

*NOTE: 120/240v available