


# Flexi-Tops™ for Single Door Upright Bins & Ice•Devlce™

48-inch  
(1220mm)

Flexi-Tops make stocking bins simple – eliminates the need to know what specific icemaker will be used before the order.



Icemaker Manufacturer	Model Series	Icemaker Width in (mm)	Max. # Ice makers	Follett Flexi-Top Model
Manitowoc	Q-320	22 ( 559)	2*†	FT48-A
Manitowoc	Q-420	22 ( 559)	2*†	FT48-A
Manitowoc	QC-700	22 ( 559)	2*†	FT48-A
Manitowoc	QF-800	22 ( 559)	2*†	FT48-A
Manitowoc	S-320	22 ( 559)	2*†	FT48-A
Manitowoc	S-420	22 ( 559)	2*†	FT48-A
Manitowoc	SN-450	22 ( 559)	2*†	FT48-A
Manitowoc	SN-600	22 ( 559)	2*†	FT48-A
Manitowoc	Q-1000	30 ( 762)	1	FT48-A
Manitowoc	Q-1400	30 ( 762)	1	FT48-A
Manitowoc	Q-280	30 ( 762)	1	FT48-A
Manitowoc	Q-400	30 ( 762)	1	FT48-A
Manitowoc	Q-600	30 ( 762)	1	FT48-A
Manitowoc	Q-800	30 ( 762)	1	FT48-A
Manitowoc	Q-Dual2C	30 ( 762)	1	FT48-A
Manitowoc	Q-Dual4C	30 ( 762)	1	FT48-A
Manitowoc	QF-2396N	30 ( 762)	1	FT48-A
Manitowoc	S-1000	30 ( 762)	1	FT48-A
Manitowoc	S-1200	30 ( 762)	1	FT48-A
Manitowoc	S-300	30 ( 762)	1	FT48-A
Manitowoc	S-400	30 ( 762)	1	FT48-A
Manitowoc	S-500	30 ( 762)	1	FT48-A
Manitowoc	S-600	30 ( 762)	1	FT48-A
Manitowoc	S-800	30 ( 762)	1	FT48-A
Manitowoc	Q-1300	48 (1220)	1	FT48-A
Manitowoc	Q-1600	48 (1220)	1	FT48-A
Manitowoc	Q-1800	48 (1220)	1	FT48-A
Manitowoc	S-1400	48 (1220)	1	FT48-A
Manitowoc	S-1600	48 (1220)	1	FT48-A
Manitowoc	S-1800	48 (1220)	1	FT48-A

Ice-o-matic	ICE0250	30 ( 762)	1	FT48-A
Ice-o-matic	ICE0400	30 ( 762)	1	FT48-A
Ice-o-matic	ICE0500	30 ( 762)	1	FT48-A
Ice-o-matic	ICE606	30 ( 762)	1	FT48-A
Ice-o-matic	ICE806	30 ( 762)	1	FT48-A
Ice-o-matic	ICE1006	30 ( 762)	1	FT48-A
Ice-o-matic	ICE1506	30 ( 762)	1	FT48-A
Ice-o-matic	EMF2300	48 (1220)	1	FT48-A
Ice-o-matic	ICE1406	48 (1220)	1	FT48-A
Ice-o-matic	ICE1806	48 (1220)	1	FT48-A
Ice-o-matic	ICE2106	48 (1220)	1	FT48-A

\* Less than Manitowoc's recommended clearance between machines.  
† Accommodates (2) machines only.

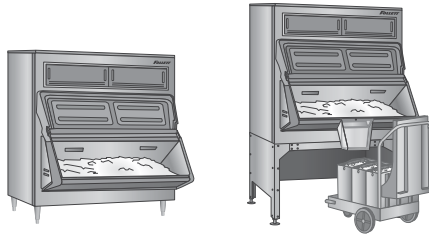
Icemaker Manufacturer	Model Series	Icemaker Width in (mm)	Max. # Ice makers	Follett Flexi-Top Model
Scotsman	FME1204	21 ( 534)	2†	FT48-A
Scotsman	FME804	21 ( 534)	2†	FT48-A
Scotsman	NME654	21 ( 534)	2†	FT48-A
Scotsman	NME950	21 ( 534)	2†	FT48-A
Scotsman	CME1056	30 ( 762)	1	FT48-A
Scotsman	CME1386	30 ( 762)	1	FT48-A
Scotsman	CME1686	30 ( 762)	1	FT48-A
Scotsman	CME2086	30 ( 762)	1	FT48-A
Scotsman	CME256	30 ( 762)	1	FT48-A
Scotsman	CME506	30 ( 762)	1	FT48-A
Scotsman	CME656	30 ( 762)	1	FT48-A
Scotsman	CME806	30 ( 762)	1	FT48-A
Scotsman	C630	30 ( 762)	1	FT48-A
Scotsman	C830	30 ( 762)	1	FT48-A
Scotsman	C1030	30 ( 762)	1	FT48-A
Scotsman	FME1504	30 ( 762)	1	FT48-A
Scotsman	NME1254	30 ( 762)	1	FT48-A
Scotsman	FME2400	42 (1067)	1	FT48-A
Scotsman	FME3004	42 (1067)	1	FT48-A
Scotsman	NME1850	42 (1067)	1	FT48-A
Scotsman	NME2504	42 (1067)	1	FT48-A
Scotsman	CME1356	48 (1220)	1	FT48-A
Scotsman	CME1656	48 (1220)	1	FT48-A
Scotsman	CME1856	48 (1220)	1	FT48-A
Scotsman	CME2006	48 (1220)	1	FT48-A
Scotsman	C1448	48 (1220)	1	FT48-A
Scotsman	C1848	48 (1220)	1	FT48-A
Scotsman	C2148	48 (1220)	1	FT48-A

Hoshizaki	F-1001	22 ( 559)	1	FT48-B
Hoshizaki	F-800	22 ( 559)	1	FT48-B
Hoshizaki	KM-280M	22 ( 559)	1	FT48-B
Hoshizaki	KM-500M	22 ( 559)	1	FT48-B
Hoshizaki	KM-630M	22 ( 559)	1	FT48-B
Hoshizaki	F-1500	30 ( 762)	1	FT48-B
Hoshizaki	F-2000	30 ( 762)	1	FT48-B
Hoshizaki	KM-1300M	30 ( 762)	1	FT48-B
Hoshizaki	KM-1600M	30 ( 762)	1	FT48-B
Hoshizaki	KM-900M	30 ( 762)	1	FT48-B
Hoshizaki	KML-250	30 ( 762)	1	FT48-B
Hoshizaki	KML-350	30 ( 762)	1	FT48-B
Hoshizaki	KML-450	30 ( 762)	1	FT48-B
Hoshizaki	KML-600	30 ( 762)	1	FT48-B
Hoshizaki	KM-1300S	48 (1220)	1	FT48-B
Hoshizaki	KM-1600S	48 (1220)	1	FT48-B
Hoshizaki	KM-1800S	48 (1220)	1	FT48-B
Hoshizaki	KM-2000S	48 (1220)	1	FT48-B
Hoshizaki	KM-2400S	48 (1220)	1	FT48-B

# Flexi-Tops for Single Door Upright Bins & Ice•Devlce™

60-inch  
(1524mm)

Flexi-Tops make stocking bins simple –  
eliminates the need to know what specific icemaker will be used before the order.



Icemaker Manufacturer	Model Series	Icemaker Width in (mm)	Max. # Icemakers	Follett Flexi-Top Model
Manitowoc	Q-320	22 ( 559)	2*†	FT60-C
Manitowoc	Q-420	22 ( 559)	2*†	FT60-C
Manitowoc	QC-700	22 ( 559)	2*†	FT60-C
Manitowoc	QF-800	22 ( 559)	2*†	FT60-C
Manitowoc	S-320	22 ( 559)	2*†	FT60-C
Manitowoc	S-420	22 ( 559)	2*†	FT60-C
Manitowoc	SN-450	22 ( 559)	2*†	FT60-C
Manitowoc	SN-600	22 ( 559)	2*†	FT60-C
Manitowoc	Q-1000	30 ( 762)	1	FT60-C
Manitowoc	Q-1400	30 ( 762)	1	FT60-C
Manitowoc	Q-280	30 ( 762)	1	FT60-C
Manitowoc	Q-400	30 ( 762)	1	FT60-C
Manitowoc	Q-600	30 ( 762)	1	FT60-C
Manitowoc	Q-800	30 ( 762)	1	FT60-C
Manitowoc	Q-Dual2C	30 ( 762)	1	FT60-C
Manitowoc	Q-Dual4C	30 ( 762)	1	FT60-C
Manitowoc	QF-2396N	30 ( 762)	1	FT60-C
Manitowoc	S-1000	30 ( 762)	1	FT60-C
Manitowoc	S-1200	30 ( 762)	1	FT60-C
Manitowoc	S-300	30 ( 762)	1	FT60-C
Manitowoc	S-400	30 ( 762)	1	FT60-C
Manitowoc	S-500	30 ( 762)	1	FT60-C
Manitowoc	S-600	30 ( 762)	1	FT60-C
Manitowoc	S-800	30 ( 762)	1	FT60-C
Manitowoc	Q-1300	48 (1220)	1	FT60-C
Manitowoc	Q-1600	48 (1220)	1	FT60-C
Manitowoc	Q-1800	48 (1220)	1	FT60-C
Manitowoc	S-1400	48 (1220)	1	FT60-C
Manitowoc	S-1600	48 (1220)	1	FT60-C
Manitowoc	S-1800	48 (1220)	1	FT60-C

Ice-o-matic	ICE0250	30 ( 762)	1	FT60-C
Ice-o-matic	ICE0400	30 ( 762)	1	FT60-C
Ice-o-matic	ICE0500	30 ( 762)	1	FT60-C
Ice-o-matic	ICE606	30 ( 762)	1	FT60-C
Ice-o-matic	ICE806	30 ( 762)	1	FT60-C
Ice-o-matic	ICE1006	30 ( 762)	1	FT60-C
Ice-o-matic	ICE1506	30 ( 762)	1	FT60-C
Ice-o-matic	EMF2300	48 (1220)	1	FT60-C
Ice-o-matic	ICE1406	48 (1220)	1	FT60-C
Ice-o-matic	ICE1806	48 (1220)	1	FT60-C
Ice-o-matic	ICE2106	48 (1220)	1	FT60-C




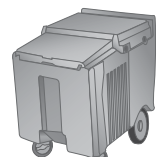

Icemaker Manufacturer	Model Series	Icemaker Width in (mm)	Max. # Icemakers	Follett Flexi-Top Model
Scotsman	FME1204	21 ( 534)	2†	FT60-C
Scotsman	FME804	21 ( 534)	2†	FT60-C
Scotsman	NME654	21 ( 534)	2†	FT60-C
Scotsman	NME950	21 ( 534)	2†	FT60-C
Scotsman	CME1056	30 ( 762)	1	FT60-C
Scotsman	CME1386	30 ( 762)	1	FT60-C
Scotsman	CME1686	30 ( 762)	1	FT60-C
Scotsman	CME2086	30 ( 762)	1	FT60-C
Scotsman	CME256	30 ( 762)	1	FT60-C
Scotsman	CME506	30 ( 762)	1	FT60-C
Scotsman	CME656	30 ( 762)	1	FT60-C
Scotsman	CME806	30 ( 762)	1	FT60-C
Scotsman	C630	30 ( 762)	1	FT60-C
Scotsman	C830	30 ( 762)	1	FT60-C
Scotsman	C1030	30 ( 762)	1	FT60-C
Scotsman	FME1504	30 ( 762)	1	FT60-C
Scotsman	NME1254	30 ( 762)	1	FT60-C
Scotsman	FME2400	42 (1067)	1	FT60-C
Scotsman	FME3004	42 (1067)	1	FT60-C
Scotsman	NME1850	42 (1067)	1	FT60-C
Scotsman	NME2504	42 (1067)	1	FT60-C
Scotsman	CME1356	48 (1220)	1	FT60-C
Scotsman	CME1656	48 (1220)	1	FT60-C
Scotsman	CME1856	48 (1220)	1	FT60-C
Scotsman	CME2006	48 (1220)	1	FT60-C
Scotsman	C1448	48 (1220)	1	FT60-C
Scotsman	C1848	48 (1220)	1	FT60-C
Scotsman	C2148	48 (1220)	1	FT60-C

Hoshizaki	F-1001	22 ( 559)	2	FT60-D
Hoshizaki	F-800	22 ( 559)	2	FT60-D
Hoshizaki	KM-280M	22 ( 559)	2	FT60-D
Hoshizaki	KM-500M	22 ( 559)	2	FT60-D
Hoshizaki	KM-630M	22 ( 559)	2	FT60-D
Hoshizaki	F-1500	30 ( 762)	2	FT60-D
Hoshizaki	F-2000	30 ( 762)	2	FT60-D
Hoshizaki	KM-1300M	30 ( 762)	2	FT60-D
Hoshizaki	KM-1600M	30 ( 762)	2	FT60-D
Hoshizaki	KM-900M	30 ( 762)	1	FT60-D
Hoshizaki	KML-250	30 ( 762)	2	FT60-D
Hoshizaki	KML-350	30 ( 762)	2	FT60-D
Hoshizaki	KML-450	30 ( 762)	2	FT60-D
Hoshizaki	KML-600	30 ( 762)	2	FT60-D
Hoshizaki	KM-1300S	48 (1220)	1	FT60-D
Hoshizaki	KM-1600S	48 (1220)	1	FT60-D
Hoshizaki	KM-1800S	48 (1220)	1	FT60-D
Hoshizaki	KM-2000S	48 (1220)	1	FT60-D
Hoshizaki	KM-2400S	48 (1220)	1	FT60-D

\* Less than Manitowoc's recommended clearance between machines.  
† Accommodates (2) machines only.

# Ice Handling Accessories

Ice handling accessories that make ice transport – convenient, sanitary, faster, easier and safer for employees.

CART ACCESSORY GUIDE					
✓ = May be ordered separately    n/r = Not recommended for use with model					
Bin Model	SmartCART 75	SmartCART 125	SmartCART 240	Cambro Cart - ICS125L	Totes™
					
	Perfect for moving small quantities of ice to manually fill storage receptacles. 75 lb (34kg) capacity. Includes 3 Ice Totes.	Fully insulated poly with 125 lb (57kg) capacity and flip-up lid makes an excellent working cart for portable bars.	Fully insulated poly with removable lid. 240 lb (109kg) capacity for transporting large quantities of ice.	Fully insulated poly with slide back lid with 125 lb (57kg) capacity. Perfect for sliding under bars.	Comfortable handle, easy distribution of ice from longer side. Limits lifted load to 25 lbs (12kg). Set of 6.
	21.5"W x 34"D x 39"H (547 x 801 x 991mm) Shipping wt – 53 lbs	21.5"W x 34"D x 39"H (547 x 801 x 991mm) Shipping wt – 60 lbs	24.25"W x 41.5"D x 35.75"H (616 x 1054 x 908mm) Shipping wt – 75 lbs	23"W x 31.25" x 29.25"H (585 x 801 x 743mm) Shipping wt – 70 lbs	7.125"W x 15.625"D x 15"H (181 x 423 x 381mm) Item# ABICETOTP Shipping wt – 34 lbs
Slope Front	✓	✓	✓	✓	n/r
Single Door Upright	✓	✓	✓	✓	n/r
Double Door Upright	✓	✓	✓	✓	n/r
Single Door Ice•Devlce	✓	✓	n/r	✓	n/r
Double Door Ice•Devlce	✓	✓	n/r	✓	n/r
ITS - Ice Transport System	n/r	n/r	✓	n/r	✓

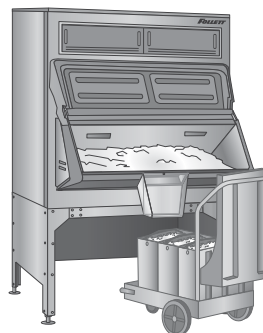
STAINLESS STEEL LEG ACCESSORY GUIDE				
✓ = May be ordered separately    n/r = Not recommended for use with model				
Bin Model	6" with flanged feet set of (4) Item# ABSPECLEG3	8" with stabilizer set of (4) Item# AB8INLEGSS	10" with flanged feet set of (4) Item# 00151647	12" set of (4) Item# ABSPECLEG1
Slope Front	✓	✓	✓	✓
Single Door Upright	✓	✓	✓	n/r
Double Door Upright	✓	✓	n/r	n/r
Single Door Ice•Devlce	n/r	n/r	✓	n/r
Double Door Ice•Devlce	n/r	n/r	n/r	n/r
ITS - Ice Transport System	n/r	n/r	n/r	n/r



Slope Front



Single Door Upright



Ice•Devlce

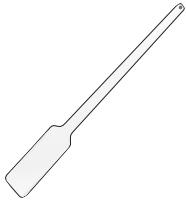





ITS - Ice Transport System





# Ice Handling Accessories

Ice handling accessories that make ice transport – convenient, sanitary, faster, easier and safer for employees.

Patent(s) pending

SHOVEL, SCOOP AND PADDLE ACCESSORY GUIDE						
✓ = May be ordered separately    n/r = Not recommended for use with model						
Bin Model	Paddle		Rake		64 oz (1.9L) Scoop	82 oz (2.4L) Scoop
						
	High density poly paddle breaks ice bridges with ease.		Draws ice to front of bin for easier access. Vinyl handle, aluminum shaft, stainless steel rake head.		San Jamar Saf-T-Ice® Guardian scoop system. Minimizes contact with ice, includes storage rack for scoop.	Large poly scoop for manual removal of ice from bins.
	46.5" (1182mm) Item# ABICEPADDL46 Shipping wt – 5 lbs		38" (965mm) Item# AB36RAKE Shipping wt – 8 lbs		64 oz (1.9L) Item# 00146365 Shipping wt – 4 lbs	82 oz (2.4L) Item# ABICESCOOP Shipping wt – 2 lbs
	58.5" (1488mm) Item# ABICEPADDLE Shipping wt – 5 lbs		50" (1270mm) Item# ABICERAKE Shipping wt – 8 lbs			
	<b>46.5"</b>	<b>58.5"</b>	<b>38"</b>	<b>50"</b>		
Slope Front	✓	n/r	n/r	n/r	✓	✓
Single Door Upright	✓	n/r	✓	n/r	✓	✓
Double Door Upright	n/r	✓	n/r	✓	✓	✓
Single Door Ice•Devlce	✓	n/r	✓	n/r	✓	✓
Double Door Ice•Devlce	n/r	✓	n/r	✓	✓	✓
ITS - Ice Transport System	n/r	✓	n/r	✓	✓	✓

## Ice bagging accessories

BAGGING ACCESSORY GUIDE				
✓ = May be ordered separately    n/r = Not recommended for use with model				
Bin Model	Bagger Kit	8 lb Ice Bag	20 lb Ice Bag	C-ring plier and C-ring
				
	Bagger kit includes bagger assembly, tape dispenser with tape and 250 plastic bags of 10 lb (4.5kg) capacity.	250 bags per wicket – 4 wickets per case. 1.25 mil. poly bag.	125 bags per wicket – 4 wickets per case. 2.25 mil. poly bag.	Bostitch P-7 C-ring plier for bag closure. Automatic C-ring feed.
	11"W x 13.63"D x 29"H (280 x 347 x 737mm) Item# ABBAGGERKT Shipping wt – 20 lbs	10.5"W x 4"D x 19"H (267 x 483 x 102mm) Item# 00116434 Shipping wt – 16 lbs	14"W x 4.5"D x 27"H (267 x 483 x 102mm) Item# 00138370 Shipping wt – 25 lbs	7.5"W x 1"D x 3.625"H (191 x 93 x 56mm) Item# 00137711 Shipping wt. – 1 lb  Aluminum blunt-end C-rings for use with Bostitch P-7 C-ring plier. 2500 per box. Item# 00137729 Shipping wt – 2 lbs
Slope Front	✓	n/r	n/r	n/r
Single Door Ice•Devlce†	✓	n/r	n/r	n/r
Double Door Ice•Devlce†	✓	n/r	n/r	n/r
Ice Pro	n/r	✓	✓	✓

† Requires use of the 4" chute (item# ABDVCHUT4)