

# FLAIR

Important information on the Franke Flair 'mail in' program and warranty. Mail in program and warranty details are enclosed on the reverse side.



## FLAIR

F 2M HD CE2, F 2M HD CE2 W

Simple & efficient, the Flair delivers consistently high quality hot beverages for low volume applications. With its self contained water tank and cooler, the Flair is highly portable and an ideal solution for fine dining, office coffee, hospitality and catering.

[www.us.franke-cs.com](http://www.us.franke-cs.com)



**Franke Coffee Systems Americas**  
800 Aviation Parkway  
Smyrna, TN USA 37167  
Tel: 1 800 310 5710  
Fax: 1 615 793 5940  
email: [fs-coffeesales.us@franke.com](mailto:fs-coffeesales.us@franke.com)  
[www.us.franke-cs.com](http://www.us.franke-cs.com)

COFFEE  
SYSTEMS



**FRANKE**

## FEATURES AND BENEFITS

Simple and efficient, the Flair offers the ultimate user convenience. Having many of the same features as the higher volume Franke superautomatic espresso machines, the Flair delivers consistent high quality for low volume applications. The Flair can make Cappuccinos and Lattes at the touch of a button and the hot water and steam arms add to beverage flexibility. The machine also comes with a separate Milkmate cooler. Storing one (1) gallon US milk jugs, the Milkmate keeps milk cool and enclosed. Highly portable with its self contained water tank with in tank water filter, and milk cooler, this specialty coffee machine is the ideal solution for fine dining, office coffee, hotels and catering.

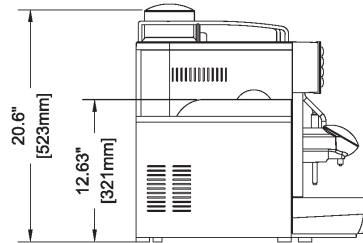
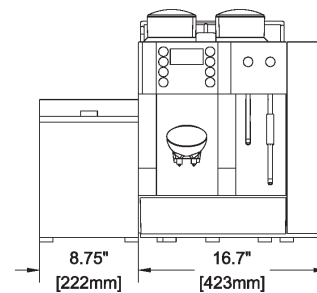
**Commercial range for the Flair: up to 50 cups/day**

### Features include:

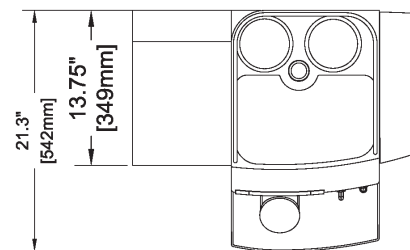
- 2 grinders for regular and decaf coffee
- 8 programmable drink buttons
- Single-touch grinding and brewing
- Hot water outlet and steam arm
- Designed for easy maintenance
- Automatic cleaning and rinsing program
- Illuminated LCD display
- Adjustable height coffee dispenser
- Operates on a standard 110 V / 15A circuit
- Self-contained water tank (no plumbing required)
- In tank water filtration
- 12 months parts and labor warranty (mail in only)
- 24/7/365 customer support



(Milkmate only)



Flair with Milkmate Cooler



Item #
Description:
Quantity:



Go to Franke videos  
- scan QR code with  
your smart phone

## EASY SET UP

The Flair machine comes with Franke's welcome pack. The pack contains the machine manual which has easy to follow installation and maintenance guides and it includes essential items on warranty, water filtration and cleaning.

Within the pack there is also a video on DVD demonstrating how to install your machine. You can also find installation guides online by clicking through to our latest videos at [www.us.franke-cs.com](http://www.us.franke-cs.com)

With Franke's maintenance guides and demonstration videos, you will be equipped with all you need to get started with your new machine.



For Franke videos scan with your smart phone

## WARRANTY AND REPAIRS

For repairs under warranty, you can call our free dedicated service line that is available 24/7/365. Incidents can often be fixed over the phone by our highly trained and professional technical team.

In the event that your machine cannot be fixed over the phone, we will arrange shipment of your machine to Franke's exceptional repair center where it will be repaired and then returned back to you at no charge.

Please note: we may ask for your credit card information for security if a loaner machine is required.

Phone 1 800 310 5710  
[www.us.franke-cs.com](http://www.us.franke-cs.com)

Daily output	Cup height	Hopper	Finish
up to 50	3.5"-6.5" 90-165mm	(2) 0.5lbs ea (2) 0.2kg ea	Black finish
Programming	Display		
8 Programmable products	LCD 2-lines 18 letters per line		

Model	# Grinders	Milk types	Hot water	Hot milk	Cold milk	Foamed milk	Steam	Autosteam Pro™	Direct water connection	Water tank	Part number
F 2M HD CE2	2	1	•	•	•	•	•	•	•	•	70003084-PKG
F 2M HD CE2 W (Direct water connection)	2	1	•	•	•	•	•	•	•	•	70004255-PKG

Unit	Height	Width	Depth	Ship weight	Voltage/Phase/Cycle	Wattage	Amp Load	Amp Circuit	Plug	Water line	Water hardness	Drain
Espresso	21" 534mm	17" 432mm	22" 559mm	40 lbs 18 kg	110/1/60	1300	13 A	15 A	NEMA 5-15P	1.3g (5L) water tank	1-5 gpg	n/a
Cooler	12.63" 321mm	8.75" 223mm	13.75" 350mm	15 lbs 7kg	110/1/60	60	0.5 A	15 A	NEMA 5-15P	n/a	n/a	n/a

COFFEE SYSTEMS

