






# PARTS

	Model	Description	
	<b>8025</b>	Grease/Water Tray for all 30" Mobile Grill Models	1
	<b>3025</b>	Grease/Water Tray for all 36" Mobile Grill Models	1
	<b>4025</b>	Grease/Water Tray for all 48" Mobile Grill Models	1
	<b>6025</b>	Grease/Water Tray for all 60" Mobile Grill Models	1 or 2
	<b>7025</b>	Grease/Water Tray for all 72" Mobile Grill Models	1 or 2
	<b>8025-BI</b>	Grease/water tray (for BI-30)	1
	<b>3025-BI</b>	Grease/water tray (for BI-36)	1
	<b>4025-BI</b>	Grease/water tray (for BI-48, TG-1, TG-2, TG-4)	1

	<b>6032-K</b>	Lighter Tube assembly (for all 30" Mobile Grill Models)
	<b>3032-K</b>	Lighter Tube assembly (for all 36" Mobile Grill Models)
	<b>4032-K</b>	Lighter Tube assembly - left (for all 48" Mobile Grill Models)
	<b>4033-K</b>	Lighter Tube assembly - right (for all 48" Mobile Grill Models)
	<b>6032-K</b>	Lighter Tube assembly - left (for all 60" Mobile Grill Models)
	<b>6033-K</b>	Lighter Tube assembly - right (for all 60" Mobile Grill Models)
	<b>3032-K</b>	Lighter Tube assembly - left (for all 72" Mobile Grill Models)
	<b>7033-K</b>	Lighter Tube assembly - right (for all 72" Mobile Grill Models)
	<b>8032-BI-K</b>	Lighter Tube Assembly for MCB-30, L/H MCB-60 Front Light
	<b>6033-BI-K</b>	Lighter Tube Assembly for R/H MCB-60 Front Light
	<b>7033-BI-K</b>	Lighter Tube Assembly for R/H MCB-72 Front Light
<b>3032-BI-K</b>	Lighter Tube Assembly for MCB-36, L/H MCB-72 Front Light	
<b>4032-BI-K</b>	Lighter Tube Assembly for Left MCB-48 Front Light	
<b>4033-BI-K</b>	Lighter Tube Assembly for Right MCB-48 Front Light	

	<b>2219</b>	9" stainless handle (side burner or TG ice chests)
	<b>2105</b>	18" stainless handle (roll domes and push handle for all Grill models)
	<b>2208</b>	27" stainless handle for all 30" and 60" Grill models
	<b>2209</b>	33" stainless handle for all 36" and 72" Grill models
	<b>2210</b>	48" stainless handle for all 48" Grill models

**Note: Comes with mounting hardware**

	<b>2216-K</b>	5" swivel caster c/w lock for new style MCB or BM-60 (for BM-60 replace as set of 4)
	<b>2141-K</b>	14" Black wheel - used on many MCB models
	<b>2140-K</b>	Set of 2 - 16" solid black wheels and axle kit - to replace 16" wheels (chrome and black spoke) on old style tubular legs