







GRILL ACCESSORIES

Build the grill of your dreams! Add an accessory at any time.

	Model	Description	Dimensions	Actual Weight	# Req'd
	SPA	Steamer pan adapter (pans not included)	13" L x 21" D x 6 1/2" H	7 lbs	
	RHS	S.S. removable hand sink. Single faucet, 20 litre waste water tank, drain hose.	14" L x 23" D	12 lbs	1
	CYL-20	20 lb. propane tank. For standard MCBs, patio heaters & griddles.		20 lbs	1 or 2
	CYL-30	30 lb. propane tank. For TG-1, TG-2, TG-4, PF-1, PF-2 & patio heaters.		26 lbs	1 or 2
	CYL-50	50 lb. propane tank. Remote propane cart only. Cannot be mounted on standard models.		44 lbs	1 or 2
Note: Compatible with #5131 hose & reg only					
	CYL-30H	30 lb. horizontal propane tank. For club grills only.		29 lbs	1 or 2
	RPS-486072	Remote propane cart with securing chains & two 25' hoses & regulators. For use with MCB-48, 60 & 72. Tanks not included		93 lbs	1
Note: This system is CGA & AGA approved when used with any MCB model. The RPS system is designed to be used with our 50 lb or larger cylinders. It will provide an uninterrupted, problem-free fuel supply to any MCB, even in the cold.					
		A clean and effective way to keep cigarette waste concealed from public view. Durable construction for the needs of the busy commercial property. Perfect for building entrances and smoking areas.			
					<ul style="list-style-type: none"> • Removable weather tight galvanized holding compartment • Stainless steel exterior • Exterior wall mounted • Mounting hardware included • Interior liner resists oxygen and prevents fire • Keyed cam locking mechanism
Model	Description	Dimensions		Actual Weight	Shipping Weight
AT-001	Small stainless steel ashtray	7" L x 9" D x 3" H		4 lbs	6 lbs
AT-002	Large stainless steel ashtray	9" L x 12" D x 5" H		6 lbs	10 lbs