

These gas ranges are constructed of a stainless steel front, back riser, shelf, and feet. Each 30,000 BTU burner has its own 12" x 12" removable cast iron grate with standing pilot light and individual control knob for quick, instant lighting. The oven has a total output of 30,000 BTU/hr. The interior of the oven is constructed of all steel with a porcelain liner. The oven thermostat adjusts from 150°F-550°F and is equipped with a flame failure safety device. 6" stainless steel legs and 24.75" high back riser. 3/4" rear NPT gas connection.

Construction

- Stainless steel front, backriser, and shelf
- 30,000 BTU/hr top burners with lift-off heads
- 12" x 12" cast iron removable top grates
- Individual pilot light for each burner
- Spring loaded door with cool-to-touch s/s handle
- Removable crumb tray for easy cleaning
- 6" stainless steel adjustable legs
- 3/4" rear NPT gas connection



24-CPGV-4B-S20

Oven Features

- 30,000 BTU/hr total output
- Flame failure safety device
- Adjustable thermostat from 150°F-550°F
- Steel liner on door and sides with a porcelain oven liner
- Includes 2 removable and adjustable oven racks
- Cool to touch stainless steel oven door handle



36-CPGV-6B-S30

Top Burners

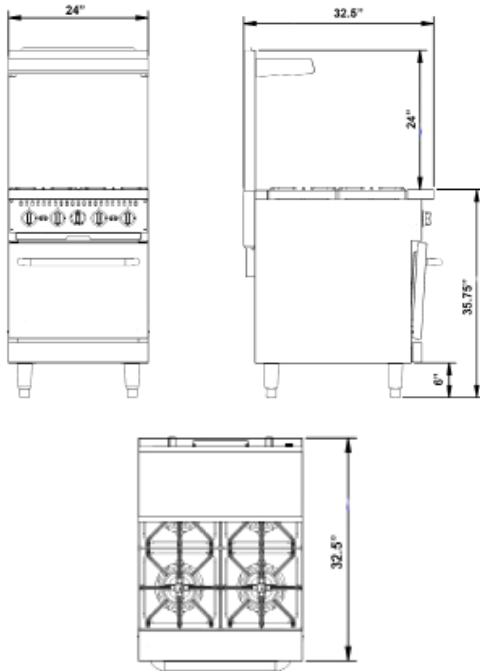
- Cast iron burners each giving off 30,000 BTU/hr
- 12" x 12" cast iron top grates are removable for easy cleaning and maintenance
- Each burner has an individual standing pilot light and control knob



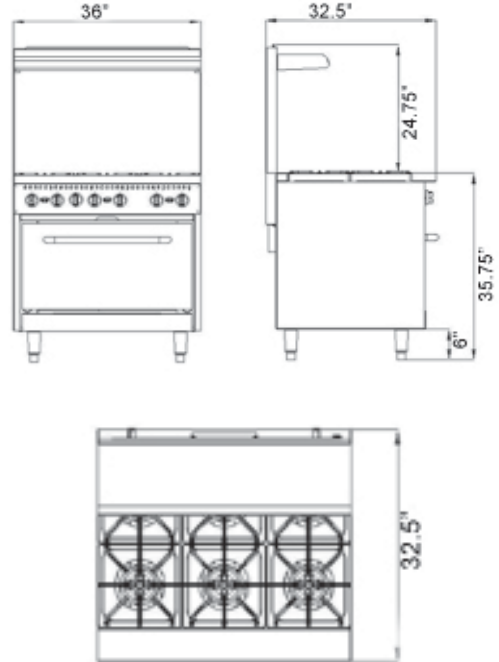
60-CPGV-10B-S26

Plan View

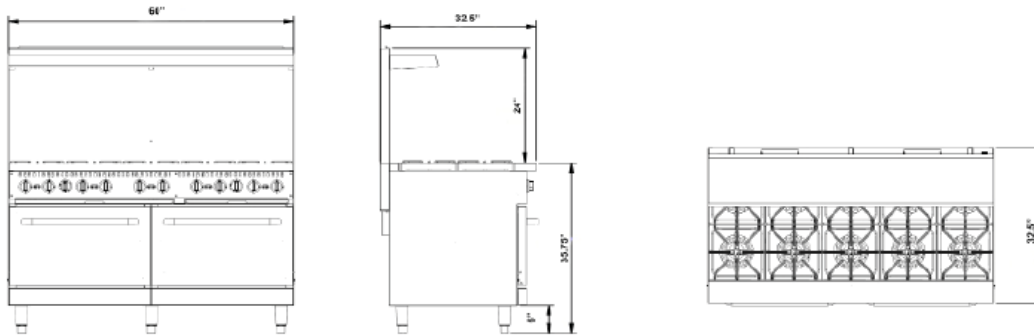
24-CPGV-4B-S20



36-CPGV-6B-S30



60-CPGV-10B-S26



Specifications

Model Number	Description	Total BTU/hr	Gross Weight	Net Weight
24-CPGV-4B-S20	24" Gas Range w/4 Burners NG	150,000	365 lbs	291 lbs
36-CPGV-6B-S30	36" Gas Range w/6 Burners NG	210,000	456 lbs	390 lbs
60-CPGV-10B-S26	60" Gas Range w/10 Burners NG	360,000	785 lbs	617 lbs

Model Number	Overall Dimensions	Oven Cavity Dimensions	Crumb Tray	Fit Full Size Pan (18"x26")
24-CPGV-4B-S20	24"W x 32.5"D x 60"H	20.5"W x 26"D x 14"H	1	No
36-CPGV-6B-S30	36"W x 32.5"D x 60"H	26.75"W x 26"D x 14"H	1	Yes
60-CPGV-10B-S26	60"W x 32.5"D x 60"H	26.75"W x 26"D x 14"H (2 ovens)	2	Yes